

**Nº 273**

**ISSN 0104-8910**

***A MODEL TO ESTIMATE THE US TERM STRUCTURE  
OF INTEREST RATES***

***Antonio Marcos Duarte Júnior  
Sérgio Ribeiro da Costa Werlang***

***Outubro de 1995***

# **A Model to Estimate the US Term Structure of Interest Rates**

**Antonio Marcos Duarte Júnior<sup>1</sup>**  
and  
**Sérgio Ribeiro da Costa Werlang**

Banco da Bahia Investimentos S.A.  
Rio de Janeiro, RJ, Brazil

(August 1995)

## **Abstract**

The US term structure of interest rates plays a central role in fixed-income analysis. For example, estimating accurately the US term structure is a crucial step for those interested in analyzing Brazilian Brady bonds such as IDUs, DCBs, FLIRBs, EIs, etc. In this work we present a statistical model to estimate the US term structure of interest rates. We address in this report all major issues which drove us in the process of implementing the model developed, concentrating on important practical issues such as computational efficiency, robustness of the final implementation, the statistical properties of the final model, etc. Numerical examples are provided in order to illustrate the use of the model on a daily basis.

---

<sup>1</sup> Please address all correspondence to the first author at: Banco da Bahia Investimentos S.A., Praça Pio X, 98, sixth floor, 20091-040, Rio de Janeiro, RJ, Brazil; fax 55-21-2337069; phone 55-21-2118548.

## 1. Introduction

The *spot interest rate* for a given maturity is defined as the yield of a pure discount bond ([7]) with the same maturity. For example, if the current price of a discount bond is  $d$ , and the principal  $p$  is to be repaid  $t$  semesters ahead, the annualized spot interest rate  $r_t$  can be obtained by solving the nonlinear equation

$$\frac{d}{p} = \frac{1}{(1 + \frac{r_t}{2})^t}.$$

The *term structure of interest rate* is a mapping which relates the spot interest rate  $r_t$  to the term  $t$  ([7], [8]). In particular, the US term structure of interest rates provides the spot interest rate prevalent in the US treasury market—covering Treasury Bills, Treasury Notes and Treasury Bonds—for  $t$  varying from one day to thirty years.

Estimating the US term structure of interest rates is one of the crucial steps required from any investor in the global fixed-income market. Consequently, investors interested in trading Brazilian Brady bonds must have available the US term structure of interest rates in order to price, trade, hedge and swap these bonds. From the nonlinear equation given above we observe that the problem of obtaining the US term structure would be a very easy one if pure discount bonds were available for all maturities of interest for the investor. Unfortunately, this is not the case for maturities above one year in the US treasury market.

In this work we propose a statistical model to estimate the US term structure of interest rates; in other words, we propose a statistical model which provides the value of  $r_t$  for  $0 \leq t \leq 60$  (where we measure  $t$  in semesters).

As an example of the use of the US term structure let us consider the case of pricing a US Treasury Bond with exact twenty years for maturity, paying coupons equal to  $c$  every semester and a principal payment equal to  $p$  twenty years from now. The price of such a bond would be given by:

$$price = \sum_{t=1}^{40} \frac{c}{2(1 + \frac{r_t}{2})^t} + \frac{p}{(1 + \frac{r_{40}}{2})^{40}}.$$

As we observe from the expression above, the price of the bond depends on a nonlinear way in the spot interest rates prevalent in the market. If we define the *discount function* to be

$$\delta(t) = \frac{1}{(1 + \frac{r_t}{2})^t}, \quad 0 \leq t \leq 60,$$

the price of the bond could be obtained from

$$price = \sum_{t=1}^{40} \frac{c}{2} \delta(t) + p \delta(40).$$

Two very important characteristics of the discount function are the following:

- 1) It completely specifies the term structure of interest rates—and vice-versa. Thus, if we estimate the discount function we can easily obtain the term structure of interest rates, or what is equivalent, it suffices to estimate the discount function for the purpose of obtaining the term structure of interest rates.
- 2) The price of any option-free fixed-income instrument depends linearly on the discount function. This is a very important property of the discount function since it reduces the problem of estimating the term structure from a nonlinear regression problem to a linear regression problem plus obtaining the solution to several nonlinear equations (which are very easy to solve).

There are other possibilities that completely specify the term structure of interest rates, such as the *forward rates* ([7]). Using forward rates to estimate the term structure of

interest rates will require nonlinear estimation methods, however, which we decided to avoid for reasons of computational efficiency and robustness of the final model.

The literature on the estimation of the US term structure of interest rates is vast at this point in time; see for example [2], [3], [4], [9], [12], [18] and their references. Estimating also other G7 term structures is of crucial importance for global fixed-income investors, as [1], [11] and [17] illustrate in the case of Italy, Japan and the United Kingdom. In this work we concentrate on the estimation of the US term structure of interest rates.

In terms of its organization, in the next section we present the statistical model developed by us. Following that, we discuss several topics which are important when implementing the proposed model and illustrate its use on a daily basis. Future directions for research are provided in the conclusion of the work.

## 2. The Statistical Model

Two guidelines drove us when developing a model to estimate the US term structure of interest rates:

- 1) The estimated model should fit as well as possible the quoted prices of US Treasury Bills, Notes and Bonds.
- 2) Due to arbitrage opportunities, the estimated term structure could not deviate much from the market-observed STRIPS curve ([7]); see [5] for a discussion on the subject.

In order to capture both objectives in a sole model we relied on the use of an emerging field in operations research: multiobjective programming.

We present in the remainder of this section the model developed by us, introducing simultaneously the notation used throughout the work:

1) In view of what has already been said before, our model concentrates in estimating the discount function  $\delta(\cdot)$ . When modeling the discount function we relied on exponential splines as originally done in [15], and later reused in [9] and [18]. We model the discount function as

$$\delta(t) = \sum_{k=1}^{N_1-1} \sum_{l=0}^{C_k} \beta_{lk} e^{-l\alpha} I_{(knot_k \leq t < knot_{k+1})},$$

where  $0 = knot_1 < knot_2 < \dots < knot_{N_1} = 60$  are the knots chosen for the fit,  $C_k$  denotes the number of powers of  $\{e^{-l\alpha}\}_{1 \leq l \leq C_k}$  used between  $knot_k$  and  $knot_{k+1}$ ,  $\alpha$  is the limit of the forward rates <sup>2</sup>,  $I_{(\cdot)}$  denotes the indicator function <sup>3</sup>, and  $\beta_{lk}$  are unknown linear coefficients.

2) Several constraints were imposed on the estimated discount function:

$$2.1) \delta(0) = 1.$$

$$2.2) \delta(t_{T-Bill}) = \frac{1}{(1 + \frac{yield(t_{T-Bill})}{2})^{t_{T-Bill}}}, \text{ where } t_{T-Bill} \text{ is related to the US}$$

Treasury Bill with the longest maturity available for negotiation in the secondary market, and  $yield(t_{T-Bill})$  denotes its bond-equivalent yield.

2.3) Continuity is required from the discount function and its first derivative at  $knot_2, knot_3, \dots, knot_{N_1-1}$ .

3) The distance between the discount function and the STRIPS curve is measured by

$$\delta(s_j) = \theta_{s_j} + \frac{1}{(1 + \frac{strip(s_j)}{2})^{s_j}} \quad \forall j = 1, 2, \dots, N_2,$$

where  $N_2$  is the number of STRIPS used,  $s_j$  is the maturity of the  $j^{th}$  STRIPS used and  $strip(s_j)$  its bond-equivalent yield.

<sup>2</sup> That is,  $\lim_{t \rightarrow \infty} f(t) = \alpha$ , where  $f(\cdot)$  denotes the instantaneous forward rate ([7]).

<sup>3</sup> That is,  $I_{(knot_k \leq t < knot_{k+1})} = 1$  if  $knot_k \leq t < knot_{k+1}$ , and 0 otherwise.

4) The residuals of the statistical fit obtained for the market-observed prices is given by

$$p_j + a_j + \frac{c_j d_j}{2} \phi = \sum_{i=1}^{\lfloor t_j \rfloor} \frac{c_j}{2} \delta(t_j - i) + \delta(t_j) + \varepsilon_j, \forall j = 1, 2, \dots, N_3,$$

where  $N_3$  denotes the number of Treasury Bills, Notes and Bonds used,  $p_j$  the mean of the REUTERS bid and ask prices for the  $j^{\text{th}}$  debt instrument under consideration,  $a_j$  its accrued price,  $d_j$  its duration,  $\phi$  a tax-related variable ([13], [15], [16]) and  $\varepsilon_j$  the residual of its fitted price.

5) Sign restrictions were imposed on some variables, such as

$$0 \leq \delta(t) \leq 1, \quad 0 \leq t \leq 60.$$

The free variables were

$$-\infty < \phi, \varepsilon_1, \dots, \varepsilon_{N_3}, \theta_{s_1}, \dots, \theta_{s_{N_2}}, \beta_{01}, \dots, \beta_{c_{N_1-1}N_1} < \infty.$$

6) Finally, the objective function—to be minimized—is given by

$$\sum_{j=1}^{N_3} \frac{|\varepsilon_j|^g}{\sqrt[g]{1 + (p_j d_j - 1)I_{(d_j \geq 2)}}} + \rho \sum_{i=1}^{N_2} (|\theta_{s_i}| + (\nu - 1)\theta_{s_i}^-),$$

where  $g, \rho, \nu$  are user-defined parameters which should be chosen with the computational efficiency and robustness of the final implementation in mind. For example, if the user sets  $\rho = 0$  he will not use the STRIPS curve in his fit; on the other hand, if the user sets  $\rho$  to a very large number he obtains a fit which follows the STRIPS curve very closely. Another example is obtained by setting  $g = 1, \rho = 0$ , which is a combination that results in the  $L_1$  estimation of the term structure; by setting  $g = 2, \rho = 0$  we would obtain a least squares estimation of the term structure. The choice of the parameter  $\nu$  is related to the liquidity ([14]), stripping and reconstitution ([5]) of STRIPS, US Treasury Notes and Bonds.

Choosing the parameters for the model is a user-dependent problem which we do not consider simple. It requires an understanding of both the model and the current conditions prevalent in global fixed-income markets. We believe that  $g$  is the easiest parameter to choose for the following two reasons:

- 1) If  $g = 1$  the model above can be formulated as a linear program, which results in a more efficient computational implementation, as discussed below.
- 2) If  $g = 1$  the model relies on  $L_1$  estimation, which is a robust estimator, contrary to the least squares estimator. Gross errors in the data are less influential on the final estimated coefficients when  $g = 1$ , this proving to be crucial as we observed from our daily experience.

We address now some points related to the implementation of the model described above.

### 3. Operational Details

The two most important points which drove us during the final implementation of the model where:

- 1) Computational Efficiency. It is always important to remember that information should be analyzed and provided to traders and portfolio managers as quickly as possible in financial markets. To that end, requiring the final implementation of our model to be computationally efficient is a necessity for it to be fully used by the traders and portfolio managers of an institution. The model described before was implemented in order to attain the maximum computational efficiency possible, allowing thus incoming news to be processed and passed to decision makers as quickly as possible.
- 2) Robustness of the models. The models used in the finance industry must always be able to withstand the presence of gross errors in the data inputted; if this is not the case, these models will not be trusted by traders and portfolio



managers, and will consequently be left unused. Resisting the presence of abnormal data is important because when mathematical models are run with live information in the finance industry errors cannot be allowed to propagate into the decision making process through those models under use.

The robustness of our model was achieved through the use of constraints (as described before) and by choosing  $g = 1$ . We concentrate in remainder of this section only on the computational efficiency of our final implementation.

In Figure 1 we present an overview on the operational details used <sup>4</sup>. We can divide the process outlined in Figure 1 basically in four steps:

- 1) The parameters and the quotations of US Treasury Bills, Treasury Notes, Treasury Bonds and STRIPS are obtained from the user and REUTERS. This information is then plugged into the equations of the model.
- 2) The econometric model is generated as a MPS file <sup>5</sup> in order to attain maximum computational efficiency in the next step.
- 3) The econometric model is fed into an optimization software to obtain the final estimate of the term structure.
- 4) With the estimated coefficients obtained, the discount function is generated and made available for other softwares developed internally in Banco da Bahia (such as presented in [10] in the case of the Bahia Derivatives System).

In Banco da Bahia the US term structure of interest rates is computed from scratch every fifteen minutes in order to keep up with the latest quotations in the US treasury market. The updated US term structure is made available for other systems which may recall the latest estimated curve to price, hedge, estimate the implied volatility and swap Brady bonds, as well as to price options on these instruments.

---

<sup>4</sup> All figures and tables are given at the end of the work.

<sup>5</sup> A MPS file is a type of input file frequently used in large-scale optimization which allows a very fast preprocessing of information by optimization softwares, as well as a very efficient generation of data structures in optimization problems.

More operational details can be found in [6].

## 4. Numerical Results

For the purpose of illustrating with a real-world case the use of the proposed model, we report now the estimated US term structure of interest rates on 23-August-1995 <sup>6</sup>. In Figure 2 we depict the fitted and the STRIPS curve so that the reader can compare them. We can clearly observe that the shape of both curves do not differ much for maturities above ten years, this not being the case however for short term maturities: let us notice the presence of “outliers” in the STRIPS curve up to five years, illustrating our concerns with the presence of gross errors in the data inputted from REUTERS. It is clear that the fitted term structure resisted very well the presence of these bad data, as it should be in view of all precautions we had when developing the model. For the sake of completeness we provide in Figure 3 the fitted discount function.

In Figure 4 we provide the fitted and market-observed REUTERS prices in a longitudinal plot. We clearly observe that both series display a very similar behavior, implying that the model provided a very good fit for the market-observed REUTERS prices. An important measure of the quality of our fit is the average relative error <sup>7</sup>, which in this case was only 0.392%.

---

<sup>6</sup> Term structure using  $knot_1 = 0, knot_2 = 0.9233, knot_3 = 10, knot_4 = 20, knot_5 = 30$ ,  $g = 1$ ,  $\rho = 10$  and  $\nu = 1$ . Obtained using REUTERS prices for STRIPS, US Treasury Bills, Treasury Notes and Treasury Bonds as of 5:00pm Rio de Janeiro time.

<sup>7</sup> If we denote the fitted prices by  $\hat{p}_1, \hat{p}_2, \dots, \hat{p}_n$ , and the market-observed REUTERS prices by  $p_1, p_2, \dots, p_n$ , the average relative error is given by

$$\frac{1}{n} \sum_{i=1}^n \frac{|p_i - \hat{p}_i|}{p_i}.$$

In Table 1, Table 2 and Table 3 we illustrate the impact of modifying parameters in the model (such as  $\nu$ ,  $\rho$ ,  $N_1$ , etc.) and its effects on the average relative error observed. From our experience with the model presented we can safely say that the most important parameters to calibrate the model are the knots and the  $\rho$  chosen. Knowing the US treasury market and developing a feeling on how the model behaves when parameters are changed are crucial steps when obtaining a US term structure of interest rate with the model proposed in here.

## 5. Conclusion

In this paper we presented a model for estimating the US term structure of interest rates. This model is currently being used on a daily basis by the first author at Banco da Bahia Investimentos S.A. for the pricing, hedging, trading and swapping of Brazilian Brady bonds, as well as option on these instruments.

In this work we showed and commented on the motivation behind the development and implementation of the model proposed. Computational efficiency and the robustness of the final implementation were critical issues when choosing the parameters, inputting the data and generating the equations of the model. So far we have not experienced any difficulties with the operational side of the proposed model.

Numerical results were also reported to illustrate how the parameters and the data influence the final estimated term structure. We stress the fact that using the proposed model required from us tuning parameters until we felt confident with the output, as well as observing the US treasury market on a daily basis in order to get used with its behavior and with market expectations for US Treasury Bills, Notes and Bonds.

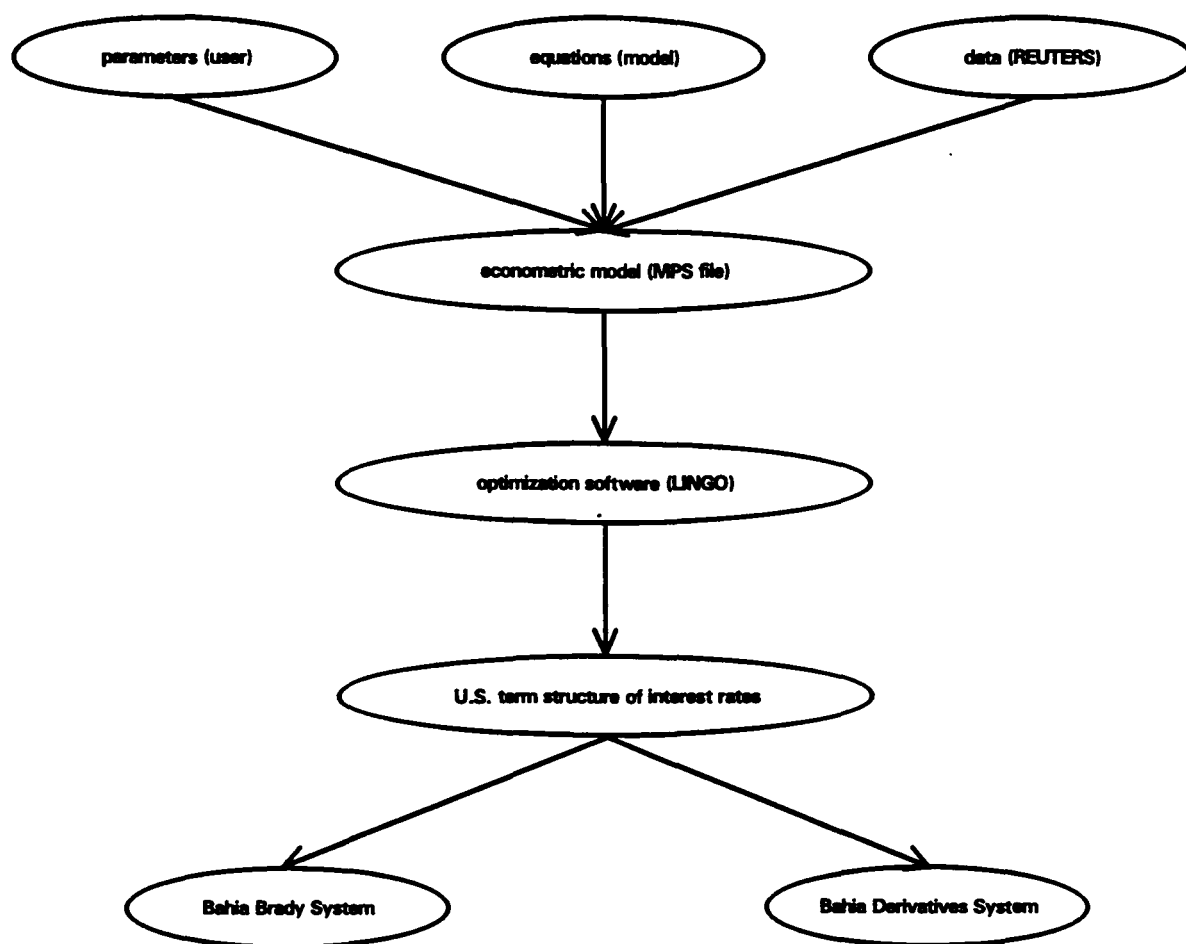
## References

- [1] E.Barone, D.Cuoco and E.Zautik; *Term Structure Estimation using the Cox, Ingersoll and Ross Model: The Case of Italian Treasury Bonds*; The Journal of Fixed Income, 87-95, December 1991.
- [2] R.R.Bliss; *Testing Term Structure Estimation Methods*; Technical Report, Finance Department, Indiana University, IN, USA, 1994.
- [3] M.Buono, R.B.Gregory-Allen and U.Yaari; *The Efficacy of Term Structure Estimation Techniques: A Monte Carlo Study*; The Journal of Fixed Income, 52-63, March 1992.
- [4] T.S.Coleman, L.Fisher and R.G.Ibbotson; *Estimating the Term Structure of Interest Rates from Data that Include the Prices of Coupon Bonds*; The Journal of Fixed Income, 85-115, September 1992.
- [5] P.R.Daves and M.C.Ehrhardt; *Liquidity, Reconstitution and the Value of US Treasury Strips*; The Journal of Finance, 48, 315-329, 1993.
- [6] A.M.Duarte Jr. and A.C.T.Soares; *User's Guide: "Um Modelo para Estimaco da Estrutura a Termo da Taxa de Juros Norte-Americana"*; Technical Report, Banco da Bahia Investimentos S.A., Rio de Janeiro, Brazil, 1995.
- [7] F.J.Fabozzi (editor); *The Handbook of Fixed Income Securities*; Business One Irwin, USA, 1991.
- [8] F.J.Fabozzi and H.G.Fong; *Advanced Fixed Income Portfolio Management: The State of the Art*; Probus Publishing Company, USA, 1994.

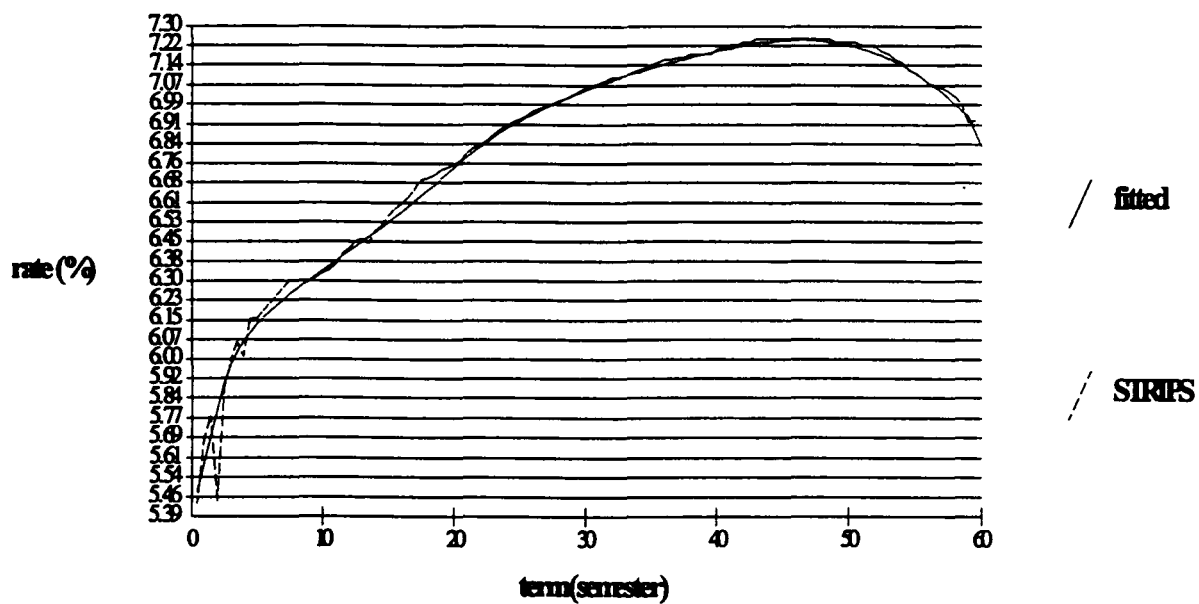
- [9] M.Fisher, D.Nychka and D.Zervos; *Fitting the Term Structure of Interest Rates with Smoothing Splines*; Technical Report, Department of Statistics, North Carolina State University, NC, USA, 1994.
- [10] F.O.Gonçalves and J.V.Issler; *Estimating the Term Structure of Volatility and Fixed Income Derivative Pricing*; Technical Report, Banco da Bahia Investimentos SA, Rio de Janeiro, Brazil, 1995.
- [11] T.Kikugawa and K.J.Singleton; *Modeling the Term Structure of Interest Rates in Japan*; The Journal of Fixed Income, 6-16, September 1994.
- [12] R.Litterman, J.Scheinkman and L.Weiss; *Volatility and the Yield Curve*; The Journal of Fixed Income, 49-53, June 1991.
- [13] R.H.Litzenberger and J.Rolfo; *An International Study of Tax Effects on Government Bonds*; Journal of Finance, 39, 1-21, 1984.
- [14] J.H.McCulloch; *An Estimate of the Liquidity Premium*; Journal of Political Economy, 30, 95-118, 1975.
- [15] J.H.McCulloch; *The Tax-Adjusted Yield Curve*; The Journal of Finance, 30, 3, 811-830, 1975.
- [16] E.Z.Prisman; *Bond Pricing in Markets with Taxes*; Journal of Banking and Finance, 14, 33-39, 1990.
- [17] S.M.Schaefer; *Measuring a Tax-Specific Term Structure of Interest Rates in the Market for British Government Securities*; Economic Journal, 91, 415-438, 1981.

[18] O.A.Vasicek and H.G.Fong; *Term Structure Modeling using Exponential Splines*; Journal of Finance, 37, 339-348, 1982.

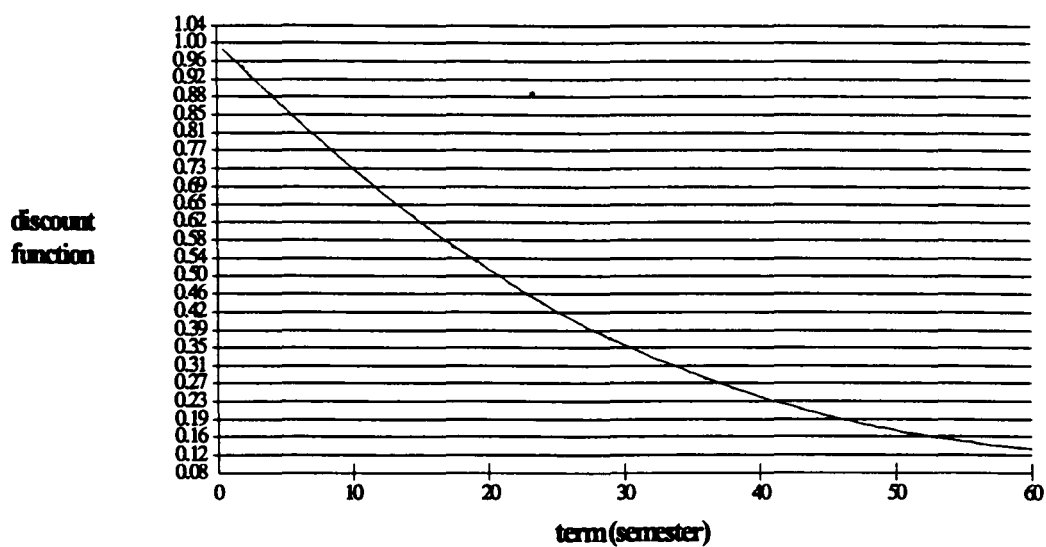
**Figure 1. An overview of the implementation**



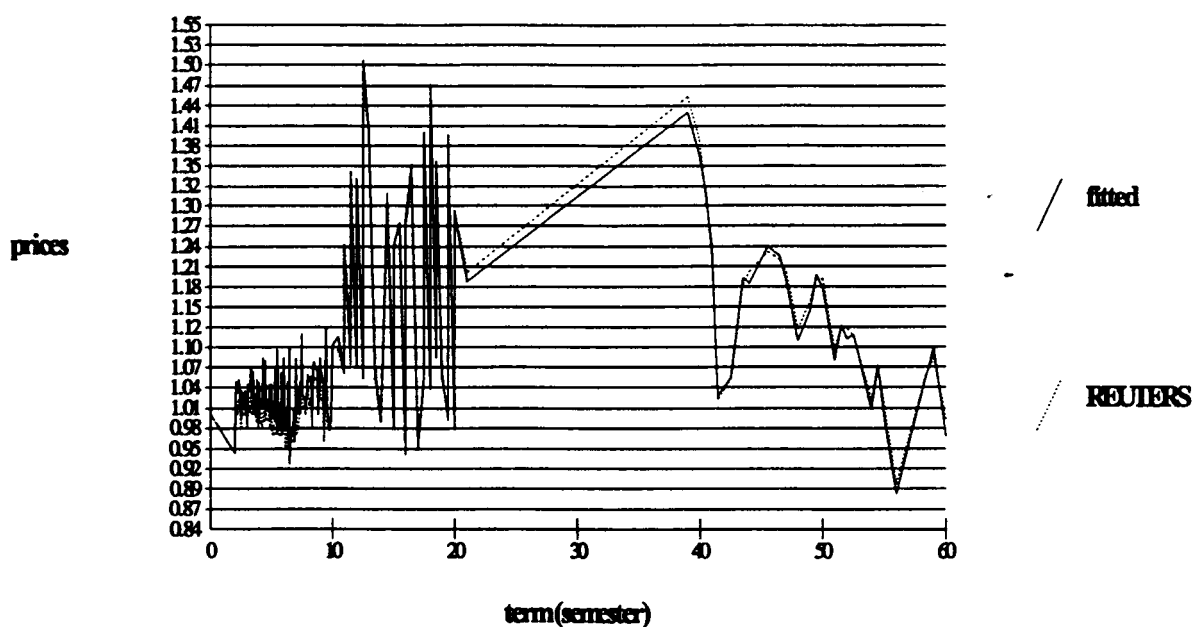
**Figure 2. US term structure of interest rates on 23-August-1995**



**Figure 3. Discount function on 23-August-1995**



**Figure 4. Fitted and REUTERS prices on 23-August-1995**



**Table 1. Average relative error for different parameters \***

average relative error			
$\rho$	$\nu = 1.0$	$\nu = 1.5$	$\nu = 2.0$
0.01	0.549%	0.568%	0.573%
0.1	0.510%	0.508%	0.603%
1	0.529%	0.534%	0.631%
10	0.500%	0.442%	0.528%
100	0.518%	0.460%	0.543%
1000	0.5234%	0.486%	0.563%

\* With  $N_1 = 9$ ,  $knot_1 = 0.0, knot_2 = 0.94248, knot_3 = 2.0, knot_4 = 4.0, knot_5 = 6.0$ ,  $knot_6 = 8.0, knot_7 = 10.0, knot_8 = 20, knot_9 = 30.0$  and  $\alpha = 0.034285$ . Results obtained on 21-August-1995 at approximately 5:00pm Rio de Janeiro time.



**Table 2. Average relative error with and without the tax parameter  $\phi$  \***

$\rho$	average relative error	average relative error
	when $\phi = 0$	when $\phi$ is a free variable
0.01	0.583%	0.568%
0.1	0.878%	0.508%
1	1.284%	0.534%
10	2.381%	0.442%
100	2.217%	0.460%
1000	2.235%	0.486%

\* The same knots and  $\alpha$  as in Table 1, but with  $\nu = 1.5$ .

**Table 3. Average relative error for different knots \***

$N_t$	average relative error	knots
4	0.582%	0, 0.92498, 10, 30
5	0.450%	0, 0.92498, 10, 20, 30
6	0.439%	0, 0.92498, 5.5, 10, 20, 30
7	0.439%	0, 0.92498, 3, 6.5, 10, 20, 30
8	0.447%	0, 0.92498, 2, 4, 7, 10, 20, 30
9	0.442%	0, 0.92498, 2, 4, 6, 8, 10, 20, 30

\* The same data as in Table 2, but with  $\rho = 10$ .

## ENSAIOS ECONÔMICOS DA EPGE

200. A VISÃO TEÓRICA SOBRE MODELOS PREVIDENCIÁRIOS: O CASO BRASILEIRO - Luiz Guilherme Schymura de Oliveira - Outubro de 1992 - 23 pág. (esgotado)
201. HIPERINFLAÇÃO: CÂMBIO, MOEDA E ÂNCORAS NOMINAIS - Fernando de Holanda Barbosa - Novembro de 1992 - 10 pág. (esgotado)
202. PREVIDÊNCIA SOCIAL: CIDADANIA E PROVISÃO - Clovis de Faro - Novembro de 1992 - 31 pág. (esgotado)
203. OS BANCOS ESTADUAIS E O DESCONTROLE FISCAL: ALGUNS ASPECTOS - Sérgio Ribeiro da Costa Werlang e Armínio Fraga Neto - Novembro de 1992 - 24 pág. (esgotado)
204. TEORIAS ECONÔMICAS: A MEIA-VERDADE TEMPORÁRIA - Antonio Maria da Silveira - Dezembro de 1992 - 36 pág. (esgotado)
205. THE RICARDIAN VICE AND THE INDETERMINATION OF SENIOR - Antonio Maria da Silveira - Dezembro de 1992 - 35 pág. (esgotado)
206. HIPERINFLAÇÃO E A FORMA FUNCIONAL DA EQUAÇÃO DE DEMANDA DE MOEDA - Fernando de Holanda Barbosa - Janeiro de 1993 - 27 pág. (esgotado)
207. REFORMA FINANCEIRA - ASPECTOS GERAIS E ANÁLISE DO PROJETO DA LEI COMPLEMENTAR - Rubens Penha Cysne - fevereiro de 1993 - 37 pág. (esgotado)
208. ABUSO ECONÔMICO E O CASO DA LEI 8.002 - Luiz Guilherme Schymura de Oliveira e Sérgio Ribeiro da Costa Werlang - fevereiro de 1993 - 18 pág. (esgotado)
209. ELEMENTOS DE UMA ESTRATÉGIA PARA O DESENVOLVIMENTO DA AGRICULTURA BRASILEIRA - Antonio Salazar Pessoa Brandão e Eliseu Alves - Fevereiro de 1993 - 370pág.
210. PREVIDÊNCIA SOCIAL PÚBLICA: A EXPERIÊNCIA BRASILEIRA - Hélio Portocarrero de Castro, Luiz Guilherme Schymura de Oliveira, Renato Fragelli Cardoso e Uriel de Magalhães - Março de 1993 - 35 pág - (esgotado) .
211. OS SISTEMAS PREVIDENCIÁRIOS E UMA PROPOSTA PARA A REFORMULACAO DO MODELO BRASILEIRO - Helio Portocarrero de Castro, Luiz Guilherme Schymura de Oliveira, Renato Fragelli Cardoso e Uriel de Magalhães - Março de 1993 - 43 pág. - (esgotado)
212. THE INDETERMINATION OF SENIOR (OR THE INDETERMINATION OF WAGNER) AND SCHMOLLER AS A SOCIAL ECONOMIST - Antonio Maria da Silveira - Março de 1993 - 29 pág. (esgotado)
213. NASH EQUILIBRIUM UNDER KNIGHTIAN UNCERTAINTY: BREAKING DOWN BACKWARD INDUCTION (Extensively Revised Version) - James Dow e Sérgio Ribeiro da Costa Werlang - Abril de 1993 36 pág.
214. ON THE DIFFERENTIABILITY OF THE CONSUMER DEMAND FUNCTION - Paulo Klinger Monteiro, Mário Rui Páscoa e Sérgio Ribeiro da Costa Werlang - Maio de 1993 - 19 pág.

215. DETERMINAÇÃO DE PREÇOS DE ATIVOS, ARBITRAGEM, MERCADO A TERMO E MERCADO FUTURO - Sérgio Ribeiro da Costa Werlang e Flávio Auler - Agosto de 1993 - 69 pág. (esgotado).
216. SISTEMA MONETÁRIO VERSÃO REVISADA - Mario Henrique Simonsen e Rubens Penha Cysne - Agosto de 1993 - 69 pág. (esgotado).
217. CAIXAS DE CONVERSÃO - Fernando Antônio Hadba - Agosto de 1993 - 28 pág.
218. A ECONOMIA BRASILEIRA NO PERÍODO MILITAR - Rubens Penha Cysne - Agosto de 1993 - 50 pág. (esgotado).
219. IMPÔSTO INFLACIONÁRIO E TRANSFERÊNCIAS INFLACIONÁRIAS - Rubens Penha Cysne - Agosto de 1993 - 14 pág. (esgotado).
220. PREVISÕES DE M1 COM DADOS MENSAIS - Rubens Penha Cysne e João Victor Issler - Setembro de 1993 - 20 pág.
221. TOPOLOGIA E CÁLCULO NO  $R_n$  - Rubens Penha Cysne e Humberto Moreira - Setembro de 1993 - 106 pág. (esgotado)
222. EMPRÉSTIMOS DE MÉDIO E LONGO PRAZOS E INFLAÇÃO: A QUESTÃO DA INDEXAÇÃO - Clovis de Faro - Outubro de 1993 - 23 pág.
223. ESTUDOS SOBRE A INDETERMINAÇÃO DE SENIOR, vol. 1 - Nelson H. Barbosa, Fábio N.P. Freitas, Carlos F.L.R. Lopes, Marcos B. Monteiro, Antonio Maria da Silveira (Coordenador) e Matias Vernengo - Outubro de 1993 - 249 pág (esgotado)
224. A SUBSTITUIÇÃO DE MOEDA NO BRASIL: A MOEDA INDEXADA - Fernando de Holanda Barbosa e Pedro Luiz Valls Pereira - Novembro de 1993 - 23 pág.
225. FINANCIAL INTEGRATION AND PUBLIC FINANCIAL INSTITUTIONS - Walter Novaes e Sérgio Ribeiro da Costa Werlang - Novembro de 1993 - 29 pág
226. LAWS OF LARGE NUMBERS FOR NON-ADDITIVE PROBABILITIES - James Dow e Sérgio Ribeiro da Costa Werlang - Dezembro de 1993 - 26 pág.
227. A ECONOMIA BRASILEIRA NO PERÍODO MILITAR - VERSÃO REVISADA - Rubens Penha Cysne - Janeiro de 1994 - 45 pág. (esgotado)
228. THE IMPACT OF PUBLIC CAPITAL AND PUBLIC INVESTMENT ON ECONOMIC GROWTH: AN EMPIRICAL INVESTIGATION - Pedro Cavalcanti Ferreira - Fevereiro de 1994 - 37 pág. (esgotado)
229. FROM THE BRAZILIAN PAY AS YOU GO PENSION SYSTEM TO CAPITALIZATION: BAILING OUT THE GOVERNMENT - José Luiz de Carvalho e Clóvis de Faro - Fevereiro de 1994 - 24 pág.
230. ESTUDOS SOBRE A INDETERMINAÇÃO DE SENIOR - vol. II - Brena Paula Magno Fernandez, Maria Tereza Garcia Duarte, Sergio Grumbach, Antonio Maria da Silveira (Coordenador) - Fevereiro de 1994 - 51 pág.(esgotado)
231. ESTABILIZAÇÃO DE PREÇOS AGRÍCOLAS NO BRASIL: AVALIAÇÃO E PERSPECTIVAS - Clovis de Faro e José Luiz Carvalho - Março de 1994 - 33 pág. (esgotado)
232. ESTIMATING SECTORAL CYCLES USING COINTEGRATION AND COMMON FEATURES - Robert F. Engle e João Victor Issler - Março de 1994 - 55 pág

233. COMMON CYCLES IN MACROECONOMIC AGGREGATES - João Victor Issler e Farshid Vahid - Abril de 1994 - 60 pág.
234. BANDAS DE CâMBIO: TEORIA, EVIDÊNCIA EMPÍRICA E SUA POSSÍVEL APLICAÇÃO NO BRASIL - Aloisio Pessoa de Araújo e Cypriano Lopes Feijó Filho - Abril de 1994 - 98 pág. (esgotado)
235. O HEDGE DA DÍVIDA EXTERNA BRASILEIRA - Aloisio Pessoa de Araújo, Túlio Luz Barbosa, Amélia de Fátima F. Semblano e Maria Haydée Morales - Abril de 1994 - 109 pág. (esgotado)
236. TESTING THE EXTERNALITIES HYPOTHESIS OF ENDOGENOUS GROWTH USING COINTEGRATION - Pedro Cavalcanti Ferreira e João Victor Issler - Abril de 1994 - 37 pág. (esgotado)
237. THE BRAZILIAN SOCIAL SECURITY PROGRAM: DIAGNOSIS AND PROPOSAL FOR REFORM - Renato Fragelli; Uriel de Magalhães; Helio Portocarrero e Luiz Guilherme Schymura - Maio de 1994 - 32 pág.
238. REGIMES COMPLEMENTARES DE PREVIDÊNCIA - Hélio de Oliveira Portocarrero de Castro, Luiz Guilherme Schymura de Oliveira, Renato Fragelli Cardoso, Sérgio Ribeiro da Costa Werlang e Uriel de Magalhães - Maio de 1994 - 106 pág.
239. PUBLIC EXPENDITURES, TAXATION AND WELFARE MEASUREMENT - Pedro Cavalcanti Ferreira - Maio de 1994 - 36 pág.
240. A NOTE ON POLICY, THE COMPOSITION OF PUBLIC EXPENDITURES AND ECONOMIC GROWTH - Pedro Cavalcanti Ferreira - Maio de 1994 - 40 pág.
241. INFLAÇÃO E O PLANO FHC - Rubens Penha Cysne - Maio de 1994 - 26 pág. (esgotado)
242. INFLATIONARY BIAS AND STATE OWNED FINANCIAL INSTITUTIONS - Walter Novaes Filho e Sérgio Ribeiro da Costa Werlang - Junho de 1994 - 35 pág.
243. INTRODUÇÃO À INTEGRAÇÃO ESTOCÁSTICA - Paulo Klinger Monteiro - Junho de 1994 - 38 pág. (esgotado)
244. PURE ECONOMIC THEORIES: THE TEMPORARY HALF-TRUTH - Antonio M. Silveira - Junho de 1994 - 23 pág. (esgotado)
245. WELFARE COSTS OF INFLATION - THE CASE FOR INTEREST-BEARING MONEY AND EMPIRICAL ESTIMATES FOR BRAZIL - Mario Henrique Simonsen e Rubens Penha Cysne - Julho de 1994 - 25 pág. (esgotado)
246. INFRAESTRUTURA PÚBLICA, PRODUTIVIDADE E CRESCIMENTO - Pedro Cavalcanti Ferreira - Setembro de 1994 - 25 pág.
247. MACROECONOMIC POLICY AND CREDIBILITY: A COMPARATIVE STUDY OF THE FACTORS AFFECTING BRAZILIAN AND ITALIAN INFLATION AFTER 1970 - Giuseppe Tullio e Marcio Ronci - Outubro de 1994 - 61 pág. (esgotado)
248. INFLATION AND DEBT INDEXATION: THE EQUIVALENCE OF TWO ALTERNATIVE SCHEMES FOR THE CASE OF PERIODIC PAYMENTS - Clovis de Faro - Outubro de 1994 - 18 pág.

249. CUSTOS DE BEM ESTAR DA INFLAÇÃO - O CASO COM MOEDA INDEXADA E ESTIMATIVAS EMPÍRICAS PARA O BRASIL - Mario Henrique Simonsen e Rubens Penha Cysne - Novembro de 1994 - 28 pág. (esgotado)
250. THE ECONOMIST MACHIAVELLI - Brena P. M. Fernandez e Antonio M. Silveira - Novembro de 1994 - 15 pág.
251. INFRAESTRUTURA NO BRASIL: ALGUNS FATOS ESTILIZADOS - Pedro Cavalcanti Ferreira - Dezembro de 1994 - 33 pág.
252. ENTREPRENEURIAL RISK AND LABOUR'S SHARE IN OUTPUT - Renato Fragelli Cardoso - Janeiro de 1995 - 22 pág.
253. TRADE OR INVESTMENT ? LOCATION DECISIONS UNDER REGIONAL INTEGRATION - Marco Antonio F.de H. Cavalcanti e Renato G. Flôres Jr. - Janeiro de 1995 - 35 pág.
254. O SISTEMA FINANCEIRO OFICIAL E A QUEDA DAS TRANFERÊNCIAS INFLACIONÁRIAS - Rubens Penha Cysne - Janeiro de 1995 - 32 pág.
255. CONVERGÊNCIA ENTRE A RENDA PER-CAPITA DOS ESTADOS BRASILEIROS - Roberto G. Ellery Jr. e Pedro Cavalcanti G. Ferreira - Janeiro 1995 - 42 pág.
256. A COMMENT ON "RATIONAL LEARNING LEAD TO NASH EQUILIBRIUM" BY PROFESSORS EHUD KALAI EHUD EHUR - Alvaro Sandroni e Sergio Ribeiro da Costa Werlang - Fevereiro de 1995 - 10 pág.
257. COMMON CYCLES IN MACROECONOMIC AGGREGATES (revised version) - João Victor Issler e Farshid Vahid - Fevereiro de 1995 - 57 pág.
258. GROWTH, INCREASING RETURNS, AND PUBLIC INFRASTRUCTURE: TIMES SERIES EVIDENCE (revised version) - Pedro Cavalcanti Ferreira e João Victor Issler - Março de 1995 - 39 pág.(esgotado)
259. POLÍTICA CAMBIAL E O SALDO EM CONTA CORRENTE DO BALANÇO DE PAGAMENTOS - *Anais do Seminário realizado na Fundação Getulio Vargas no dia 08 de dezembro de 1994* - Rubens Penha Cysne (editor) - Março de 1995 - 47 pág. (esgotado)
260. ASPECTOS MACROECONÔMICOS DA ENTRADA DE CAPITAIS - *Anais do Seminário realizado na Fundação Getulio Vargas no dia 08 de dezembro de 1994* - Rubens Penha Cysne (editor) - Março de 1995 - 48 pág. (esgotado)
261. DIFICULDADES DO SISTEMA BANCÁRIO COM AS RESTRIÇÕES ATUAIS E COMPULSÓRIOS ELEVADOS - *Anais do Seminário realizado na Fundação Getulio Vargas no dia 09 de dezembro de 1994* - Rubens Penha Cysne (editor) - Março de 1995 - 47 pág. (esgotado)
262. POLÍTICA MONETÁRIA: A TRANSIÇÃO DO MODELO ATUAL PARA O MODELO CLÁSSICO - *Anais do Seminário realizado na Fundação Getulio Vargas no dia 09 de dezembro de 1994* - Rubens Penha Cysne (editor) - Março de 1995 - 54 pág. (esgotado)
263. CITY SIZES AND INDUSTRY CONCENTRATION - Afonso Arinos de Mello Franco Neto - Maio de 1995 - 38 pág.
264. WELFARE AND FISCAL POLICY WITH PUBLIC GOODS AND INFRASTRUCTURE (Revised Version) - Pedro Cavalcanti Ferreira - Maio de 1995 - 33 pág.

265. PROFIT SHARING WITH HETEROGENEOUS ENTREPRENEURIAL PROWESS - Renato Fragelli Cardoso - Julho de 1995 - 36 pág.
266. A DINÂMICA MONETÁRIA DA HIPERINFLAÇÃO: CAGAN REVISITADO - Fernando de Holanda Barbosa - Agosto de 1995 - 14 pág.
267. A SEDIÇÃO DA ESCOLHA PÚBLICA: VARIAÇÕES SOBRE O TEMA DE REVOLUÇÕES CIENTÍFICAS - Antonio Maria da Silveira - Agosto de 1995 - 24 pág.
268. A PERSPECTIVA DA ESCOLHA PÚBLICA E A TENDÊNCIA INSTITUCIONALISTA DE KNIGHT - Antonio Maria da Silveira - Setembro de 1995 - 28 pág.
269. ON LONG-RUN PRICE COMOVEMENTS BETWEEN PAINTINGS AND PRINTS - Renato Flôres - Setembro de 1995 - 29 pág.
270. CRESCIMENTO ECONÔMICO, RENDIMENTOS CRESCENTES E CONCORRÊNCIA MONOPOLISTA - Pedro Cavalcanti Ferreira e Roberto Ellery Junior - Outubro de 1995 - 32 pág.
271. POR UMA CIÊNCIA ECONÔMICA FILOSOFICAMENTE INFORMADA: A INDETERMINAÇÃO DE SENIOR - Antonio Maria da Silveira - Outubro de 1995 - 25 pág.
272. ESTIMATING THE TERM STRUCTURE OF VOLATILITY AND FIXED INCOME DERIVATIVE PRICING - Franklin de O. Gonçalves e João Victor Issler - Outubro de 1995 - 23 pág.
273. A MODEL TO ESTIMATE THE US TERM STRUCTURE OF INTEREST RATES - Antonio Marcos Duarte Júnior e Sérgio Ribeiro da Costa Werlang - Outubro de 1995 - 21 pág.

