

Are One-Sided S,s Rules Useful Proxies For Optimal Pricing Rules?¹

Marco Bonomo*

Abstract

This article is motivated by the prominence of one-sided S,s rules in the literature and by the unrealistic strict conditions necessary for their optimality. It aims to assess whether one-sided pricing rules could be an adequate individual rule for macroeconomic models, despite its suboptimality. It aims to answer two questions. First, since agents are not fully rational, is it plausible that they use such a non-optimal rule? Second, even if the agents adopt optimal rules, is the economist committing a serious mistake by assuming that agents use one-sided Ss rules? Using parameters based on real economy data, we found that since the additional cost involved in adopting the simpler rule is relatively small, it is plausible that one-sided rules are used in practice. We also found that suboptimal one-sided rules and optimal two-sided rules are in practice similar, since one of the bounds is not reached very often. We concluded that the macroeconomic effects when one-sided rules are suboptimal are similar to the results obtained under two-sided optimal rules, when they are close to each other. However, this is true only when one-sided rules are used in the context where they are not optimal.

¹ This paper is a revised version of chapter 2 of my Ph.D. dissertation (Princeton University, 1992), originally entitled "Optimal Two-Sided and Suboptimal One Sided State-Dependent Pricing Rules". I am grateful to Avinash Dixit for invaluable discussions and suggestions. I also thank Larry Ball and an anonymous referee for useful comments. It was first presented at the XI Latin American Meeting of the Econometric Society, in Mexico, August 1992, where I benefited from Peter Diamond's insightful comments. I also thank Marcos Antonio Coutinho da Silveira and Carlos Viana de Carvalho for excellent research assistance. Financial support from CNPq is gratefully acknowledged.

* Graduate School of Economics, Getulio Vargas Foundation, Praia de Botafogo, 190, sala 1110, Rio de Janeiro, RJ 22253-900, Brazil, e-mail: bonomo@fgv.br

Resumo

A motivação deste artigo foi a proeminência das regras Ss de um lado só na literatura e as condições irrealistas necessárias para a sua otimalidade. O objetivo é avaliar a adequação do uso de regras Ss de um lado como regras individuais em modelos macroeconômicos. A primeira questão diz respeito a plausibilidade do seu uso por agentes quase racionais. A segunda questão que nos colocamos é avaliar a importância de um possível erro na modelagem da regra individual em termos dos efeitos macroeconômicos. Usando parâmetros calibrados com base em dados de várias economias, encontramos que o custo adicional envolvido em se adotar uma regra Ss de um lado ao invés de uma regra Ss de dois lados é relativamente pequeno, o que torna plausível o seu uso. Concluímos também que as regras Ss de um lado subótimas e as regras de dois lados ótimas são na prática similares, pois um dos gatilhos é atingido com pouca frequência. Isto tem como decorrência a similaridade dos resultados que encontramos a nível agregado: os efeitos macroeconômicos utilizando-se regras Ss de um lado subótimas são similares aos obtidos utilizando-se regras Ss de dois lados ótimas. Entretanto, deve-se notar que esta conclusão não é válida no contexto macroeconômico em que as regras Ss de um lado são ótimas.

Key Words: Ss rules, Nominal Rigidity, Adjustment Costs .

JEL Code: E3 .

1. Introduction.

Some recent literature in macroeconomics was dedicated to study the macroeconomic implications of individuals adopting one-sided Ss rules (e.g., Blinder (1981), Caplin (1985), Caplin and Spulber (1987), Caballero and Engel (1991,1993), Foote (1998), Tsiddon (1991)).

The growing interest in one-sided Ss rules reflects in part the attention shift from time-dependent to state-dependent policies. State-

dependent policies have well-known microeconomic foundations^{2,3} and their macroeconomic implications had been little explored until a few years ago. The focus of the state-dependent literature on one-sided Ss rules can be justified on the grounds of the latter being a reasonable description of reality. This is especially true in the context of pricing policy. Other reasons for the emphasis are the tractability and the appealing results obtained with this simple rule. One example of the latter is the money neutrality result of Caplin and Spulber (1987)⁴.

Given the prominence of the one-sided Ss pricing policies in the literature, it is time to devote some effort to the evaluation of their plausibility. This paper intends to reduce this gap⁵. It does it under two aspects⁶. First, since agents are not fully rational, it investigates whether it is plausible that they actually use such a non-optimal rule. Second, assuming that agents adopt optimal rules, it evaluates

²Sheshinski and Weiss (1977, 1983), Caplin and Sheshinski (1987) and Bénabou (1988) derive one-sided Ss pricing rules as optimal policies in different settings.

³A Taylor type of time-dependent rule requires a non-natural assumption about the adjustment costs: that the cost of change price cannot be dissociated from the cost of observing the level of the frictionless optimal process (see Bonomo and Carvalho 1999).

⁴This is a particular instance of a more general property, which is obtained when the frictionless optimal level of the control variable is monotonic: if the distribution of the individual deviations of the controlled variable from the frictionless optimal level is uniform, the average deviation is always constant (see, for example Caballero and Engel (1991) for that and other properties).

⁵This work is related to Tsiddon (1993), but its purpose is different. There a suboptimal one-sided rule is calculated only because it has a closed-form solution when there is no time discounting. It is assumed that it is close enough to the optimal two-sided rule to yield a good analytical approximation to it. Here, because we allow for time discounting, the one-sided rule does not have this analytical convenience. Rather than assuming the validity of the approximation, our goal is to assess its pertinence, and our motivation for doing that is to assess how plausible one-sided suboptimal rules are.

⁶Another type of evaluation is provided by Tommasi (1996), which evaluates the performance of one-sided S_s rules as a forecast rule. His findings are that S_s rules have a better relative performance for high inflation, but perform poorly at hyperinflation.

whether the economist is committing a serious mistake by assuming that agents use one-sided Ss rules. In the remaining part of this introduction, we explain the approach we used to appraise those issues.

A state-dependent rule is a natural outcome when there is a deterministic and non-convex cost of adjustment⁷. In this context, we use the term frictionless optimal level to denote the optimal level of the control variable in the absence of adjustment costs. Since optimal adjustments are infrequent, usually the level of the control variable differs from the frictionless optimal level. The discrepancy between the level of the control variable and its frictionless optimal level is often the state-variable in this kind of problem⁸. A two-sided rule⁹ entails both an upper and a lower bound to this discrepancy, while a one-sided rule limits the discrepancy in only one direction.

The issue in question concerns the conditions for the optimality of the one-sided Ss rule. It arises because optimality of one-sided rules requires a strict hypothesis for the stochastic process of the frictionless optimal level of the control variable, which in some applications is hardly satisfied¹⁰: that its level is monotonic with respect to time. When the control variable is the price charged by an agent, this means that the frictionless optimal level for an *individual* price *never* decreases. If the frictionless optimal level of the control variable follows a process that has a trend, but it is not monotonic with respect to time, the optimal policy is a two-sided rule.

⁷Other recent work consider stochastic adjustment costs, generating individual stochastic rules (e. g. Caballero and Engel 1999, and Dotsey, King and Wolman 1999).

⁸In some few articles the adjustment problem has more than one state-variable (e. g. Bonomo and Garcia 2001, and Conlon and Liu 1997).

⁹Caplin and Leahy (1991, 1997), Caballero and Engel (1992), and Almeida and Bonomo (1999) are examples of macroeconomic models based on two-sided pricing rules.

¹⁰This is clearly the case in pricing applications.

If the drift is large, when compared to the variance of shocks, it is possible that one of the bounds will be very little active. For example, when average inflation is very high, when compared to the variance, the discrepancy between the individual price and its frictionless level will have a negative drift. Then, the probability that the deviation process increases by a given amount in a certain interval of time also will be small. Moreover, the upper bound of the band is likely to be large. Thus, the probability that the deviation process reaches the upper barrier, in a given interval of time, tends to be very small. Therefore, one may argue that, in practice, it is as if the policy were one-sided.

One may also argue that in the case above, the loss involved in adopting a simpler suboptimal one-sided S_s rule is very small, and consequently the agents are likely to adopt such rules in that context. This could be justified by near rationality or, alternatively, by the existence of a small extra cost involved in using a more complex rule.

Our objective is to assess the validity of those arguments in the light of plausible parameter values for the frictionless optimal-price process. Our formulation of the control problem is based on Dixit (1991b), which developed an analytically simpler framework for the optimal control of Brownian Motions.

Our simulations of both the optimal two-sided and the suboptimal one-sided pricing policies, with parameters for the frictionless optimal price process based on real economy data, show that these policies are close to one another. Furthermore, the additional cost of adopting a suboptimal one-sided rule is small, making the adoption of the simpler suboptimal one-sided rule plausible.

Because of their closeness, optimal two-sided and suboptimal one-sided rules have similar macroeconomic consequences. However, it is important to notice that optimal and suboptimal one-sided rules result from different conditions for the frictionless optimal price, and

for that reason, they entail different macroeconomic effects. Suboptimal one-sided rules do not produce the same kind of neutrality results generated by optimal one-sided rules. Even when a suboptimal one-sided rule is close to optimal, there might be small negative shocks that have contractionary effects on output. Those negative shocks have large effect, as compared to their magnitude. On the other hand, in this context, positive shocks have relatively small effects. Thus, suboptimal one-sided rules not only are realistic microeconomic rules but also produce realistic macroeconomic effects, generating substantial price rigidity asymmetry, as found in the data¹¹.

We proceed as follows. Section 2 characterizes the solution for the optimal policy, which is an asymmetric two-sided rule, when the frictionless optimal value for the control variable follows a Brownian motion with drift. It also solves for the best one-sided rule. Section 3 derives the expected time until the upper (lower) bound is reached for the first time. Section 4 makes a numerical assessment of how close the optimal two-sided and the best one-sided rules are to each other according to two approaches. First, it calculates the expected time until the upper bound is attained, which is an inverse measure of how often the upper bound is reached. Second, it evaluates the additional cost incurred when the suboptimal one-sided Ss rule is adopted, instead of the optimal one. It then analyses how sensitive the results are to changes in the parameter values. Finally, we fix time-discount and menu costs parameters, and compare optimal two-sided and suboptimal one-sided rules when stochastic processes for the frictionless optimal price are calibrated to replicate the time pattern of the nominal aggregate demand in selected international experiences. Section 5 speculates about the possible macroeconomic

¹¹ Caballero and Engel (1992) study the effect of the drift and the variance of aggregate shocks on the asymmetry of shock effects when individual firms adopt symmetric two-sided rules. They also estimate those effects from a panel, which includes 37 countries. Their estimates confirm the existence of substantial asymmetry between the effects of positive and negative aggregate shocks.

implications of the results obtained. The last section concludes.

2. Optimal Two-Sided and Suboptimal One-Sided Rules.

In this section, we derive both the optimal pricing policy – which is an asymmetric two-sided rule – and the best one-sided policy.

The following are the basic assumptions related to the individual agent's decision problem. The optimal price of the firm follows a geometric Brownian motion. So the (unconstrained) optimal value for the logarithm of the price charged by the firm, p^* , will follow a Brownian motion, that is:

$$dp_t^* = mdt + s dw_t \quad (1)$$

where $\{w_s\}$ is a Wiener process. However there is a lump-sum adjustment cost, k which is paid every time the price is changed, and there is a quadratic flow cost for being away from the optimal price. We assume that a deviation of the (log of the) control variable p from the unconstrained optimal level p^* brings an instantaneous flow cost $h(p_t - p_t^*)^2 dt$. Time is discounted at the continuous rate, ρ , which is constant through time.

This is what is called a problem of impulse control. In this type of control problem, the adjustment cost function makes optimal infrequent jumps of the control variable, instead of continuous small adjustments. An impulse control problem, similar to this, was first solved by Harrison, Selke and Taylor (1983)¹². Making use of a simpler framework, Dixit (1991b) presents the solution for classes of cost functions, which include the ones used here. We follow his approach.

We define the cost function as the loss of value imposed by the existence of adjustment costs if the agent acts in an optimal way.

¹² Following a different approach, Tsiddon (1993) characterizes the optimal policy for the undiscounted problem.

Therefore, if there were no adjustment costs the agent would set the control variable always equal to the frictionless optimal value and the cost function would be identically to zero.

Formally, the cost function can be written as:

$$C(x) = \min E \left[\int_0^\infty h x_t^2 e^{-pt} dt + \sum_i k e^{-pt_i} | x_0 = x \right] \quad (2)$$

where

$$x_t = p_t - p_t^* \quad (3)$$

That is, the problem can be stated in terms of controlling the difference between the log of the original control variable and the log of its frictionless optimal value. It is clear that if no control is exerted, x will follow a Brownian motion with drift $\eta = -m$ and variance $\sigma = s$. The problem consists in finding the optimal value for three numbers, $a < c < b$, such that if either a or b is reached, control is exercised and x is reset to c ¹³.

If $a < x < b$, no jump takes place in a small interval of time dt . Then, the cost function at time zero can be written as the flow cost at the next infinitesimal interval of time plus the expectation of the cost function at the end of this interval:

$$C(x) = h x^2 dt + e^{-pdt} E [C(x + dx_t) | x_t = x] \quad (4)$$

Since $a < x < b$, x is following a Brownian motion at the next infinitesimal time. So, we can apply Ito's Lemma to $dC(x_t)$ and take expectations conditioned on the knowledge of x_t to arrive at an expression for the expectation term in the equation above. Substituting

¹³That the optimal resetting from both the upper and lower barrier is made to the same place is a feature of the lump-sum adjustment costs.

it into (4) and then rearranging it, we obtain the following differential equation for C :

$$\frac{1}{2}\sigma^2 C''(x) + \eta C'(x) - \rho C(x) + hx^2 = 0 \quad (5)$$

which implies that C has the following general form:

$$C(x) = Ae^{\alpha x} + Be^{\beta x} + h\frac{x^2}{\rho} + 2\eta h\frac{x}{\rho^2} + h\frac{\sigma^2}{\rho^2} + 2h\frac{\eta^2}{\rho^3} \quad (6)$$

where:

$$\begin{aligned} \alpha &= -\left(\frac{\eta}{\sigma^2}\right)^2 - \sqrt{\left(\frac{\eta}{\sigma^2}\right)^2 + 2\frac{\rho}{\sigma^2}} \\ \beta &= -\left(\frac{\eta}{\sigma^2}\right)^2 + \sqrt{\left(\frac{\eta}{\sigma^2}\right)^2 + 2\frac{\rho}{\sigma^2}} \end{aligned} \quad (7)$$

The first two terms in equation (6) are the solutions for the homogeneous equation. The remaining ones constitute a particular solution, namely, the expected discounted cost of the uncontrolled process¹⁴. The cost functions of the uncontrolled process and of any process controlled by barriers follow the same differential equation (5)¹⁵. The control adds other restrictions that determine the values of the constants A and B in the cost function (6).

A. The two-sided optimal rule.

The Value Matching Conditions (VMC) state that the cost at $a(b)$ should be equal to the cost at c plus what is paid for moving

¹⁴This can be found by integrating the expression of the expected present value of the cost of the uncontrolled process.

¹⁵This is a feature of the differential approach where the probability of reaching a barrier at the next infinitesimal time, from a point inside the band, is also infinitesimal.

from $a(b)$ to c , that is k^{16} . So, $V(a) = V(c) + k$ and $V(b) = V(c) + k$. Using (6) we have the following equations:

$$A(e^{\alpha a} - e^{\alpha c}) + B(e^{\beta a} - e^{\beta c}) + h \left(\frac{1}{\rho} (a^2 - c^2) + 2 \frac{\eta}{\rho^2} (a - c) \right) = k \quad (8)$$

$$A(e^{\alpha b} - e^{\alpha c}) + B(e^{\beta b} - e^{\beta c}) + h \left(\frac{1}{\rho} (b^2 - c^2) + 2 \frac{\eta}{\rho^2} (b - c) \right) = k \quad (9)$$

The Smooth Pasting Conditions (SPC) tell us that the derivative of the value function at the points a, c and b should be equal to the derivative of the adjustment cost¹⁷. So, $V'(a) = V'(c) = V'(b) = 0$. Together with the VMC (8) and (9), they allow us to find the optimal values for a, c and b . Using (6) we get the following SPC:

$$\alpha A e^{\alpha a} + \beta B e^{\beta a} + h \left(\frac{2}{\rho} a + 2 \frac{\eta}{\rho^2} \right) = 0 \quad (10)$$

$$\alpha A e^{\alpha b} + \beta B e^{\beta b} + h \left(\frac{2}{\rho} b + 2 \frac{\eta}{\rho^2} \right) = 0 \quad (11)$$

$$\alpha A e^{\alpha c} + \beta B e^{\beta c} + h \left(\frac{2}{\rho} c + 2 \frac{\eta}{\rho^2} \right) = 0 \quad (12)$$

The VCM and SPC equations, (8,9,10,11,12), constitute a non-linear system of five equations and five unknowns, which can only be solved numerically¹⁸.

¹⁶The VCM introduce mathematically the control into the solution. For chosen values a, c, b the VCM allow us to determine A and B , in order to find the cost function generated by this policy. The VCM are just consistency requirements for the expected present cost of a given policy.

¹⁷The SPC are optimality conditions for policy parameters. For a simple derivation of the SPC, see Dixit (1991b).

¹⁸When the uncontrolled process has no drift, the problem becomes much simpler with $a = -b$ and $c = 0$. Dixit (1991a) finds an approximated analytical solution for this case.

B. The one-sided suboptimal rule.

Now we impose the form of the policy to be a one-sided rule, and determine the best policy of its form.

First, observe that the cost function for the one-sided rule, for the same reasons given above for the two-sided rule, should satisfy the differential equation given by (5). Thus, it has a general solution given by (6), where α and β are the roots of the characteristic equation of (5) and have opposite signs: $\alpha < 0, \beta > 0$. The form of our suboptimal one-sided rule will depend on the sign of the drift. In order to keep the most useful barrier, we will drop the upper barrier, if the drift of the uncontrolled process is negative, and will drop the lower one, if it is positive.

We will assume the drift is negative. Therefore, we will not have any upper barrier. The process is allowed to take any arbitrary large value. Starting from a very large value, the probability of hitting the lower barrier within a reasonable amount of time is very small, and, consequently, the cost function should be close to the cost function of the uncontrolled process. When x is very large, the first term of (6) is close to zero (α is negative), but the second also becomes very large, unless B is zero. For the cost function to be approximated by the four last terms in (6) (the cost function of the uncontrolled process) when x becomes very large, it is necessary that $B = 0$. Hence, our general equation for the cost function, when the control rule is a one-sided resetting policy is:

$$Ae^{\alpha x} + h\frac{x^2}{\rho} + 2h\frac{\eta}{\rho^2}x + h\frac{\sigma^2}{\rho^2} + 2h\frac{\eta^2}{\rho^3} = 0 \quad (13)$$

Equation (13) together with the VMC linking b and c determine the cost function for an arbitrarily chosen one-sided policy (b, c) . Using

(13), the VMC becomes:

$$A(e^{\alpha a} - e^{\alpha c}) + h \left(\frac{1}{\rho} (a^2 - c^2) + 2 \frac{\eta}{\rho^2} (a - c) \right) = k \quad (14)$$

Again, the SPC give optimality conditions for the choice of the parameters, a and c . The SPC are:

$$\alpha A e^{\alpha a} + h \left(\frac{2}{\rho} a + 2 \frac{\eta}{\rho^2} \right) = 0 \quad (15)$$

$$\alpha A e^{\alpha c} + h \left(\frac{2}{\rho} c + 2 \frac{\eta}{\rho^2} \right) = 0 \quad (16)$$

Equations (14), (15) and (16) determine the cost function and the suboptimal policy parameters a and c . As before, it is still not possible to find explicit solutions, forcing us to use numerical techniques.

The increase in cost of adopting the suboptimal one-sided rule, as a fraction of the cost when the optimal two-sided rule is adopted (r), can now be easily calculated. Let the expected cost starting from x using the optimal rule, $C_2(x)$, be given by the cost function (6) when the constants A and B are calculated solving the equations (8) to (12). Let the expected cost starting from x when the suboptimal one-sided rule is used, $C_1(x)$, be given by (13) when A is calculated solving the equations (14) to (16). Then, the relative increase in cost starting at x is given by:

$$r(x) = \frac{C_1(x)}{C_2(x)} - 1 \quad (17)$$

3. The expected Time of Hitting a Specific Barrier for the First Time.

In order to assess how far the two-sided policy is from a one-sided one, it would be useful to have an idea of the time spent before an specific barrier (the one that is not hit very often) is hit, starting from a position x . Notice that calculating the distribution of the time until hitting a specific barrier for the first time, is much more involving than finding the distribution of the time until hitting any barrier for the first time. The latter depends only on the probability law of the Brownian motion, whereas the former has to take into account that a possible resetting in the other barrier may occur, before the specific barrier is hit. Furthermore, the distribution that would interest us does not have a closed form solution. Nevertheless, following a relatively simple approach, we can find an explicit formula for the expected time until reaching a specific barrier starting from x . So, we chose to do it instead.

The approach we use is similar to the one employed to calculate the value function corresponding to a specific policy $(a, c, b)^{19}$. Let T_b be the time the controlled process X hits the barrier b for the first time. We define $\theta_b(x) = E^x T_b$, that is, $\theta_b(x)$ is the expected time, starting at x , until the process X hits the barrier b for the first time. So, θ_b satisfies the following Bellman equation:

$$\theta_b(x) = dt + E[\theta_b(x + dx_t) | x_t = x] \quad (18)$$

Applying Ito's Lemma to $d\theta(x_t)$ and taking expectations conditioned on the knowledge of x_t , one can arrive at an expression for the expectation term in the equation above. After substituting it into (18) we obtain the following differential equation for θ :

$$\frac{1}{2}\sigma^2\theta''(x) + \eta\theta'(x) + 1 = 0 \quad (19)$$

¹⁹This is an extension of Karlin and Taylor (1981, pp192-3).

The general solution to this differential equation is:

$$\theta_b(x) = Ae^{-\frac{2\eta}{\sigma^2}x} - \frac{x}{\eta} + B \quad (20)$$

Now, consistency conditions, analogous to VMC, allow us to find the constants A and B corresponding to the policy parameters $(a, c, b)^{20}$.

The conditions are:

$$\begin{aligned} \theta_b(b) &= 0 \\ \theta_b(a) &= \theta_b(c) \end{aligned} \quad (21)$$

Equations (21) have obvious interpretations. The expected time until hitting b for the first time starting from b is 0. The expected time of hitting b from a has to be equal to the expected time of hitting b from c , since when the process is in a , it is instantaneously reset to c .

Using conditions (21) to determine the constants A and B in equation (20), we arrive at the following formula for θ_b :

$$\theta_b(x) = -\frac{c-a}{\eta \left(e^{-2\frac{\eta}{\sigma^2}a} - e^{-2\frac{\eta}{\sigma^2}b} \right)} e^{-2\frac{\eta}{\sigma^2}x} - \frac{x}{\eta} + \frac{b}{\eta} + \frac{(c-a) e^{-2\frac{\eta}{\sigma^2}b}}{\eta \left(e^{-2\frac{\eta}{\sigma^2}a} - e^{-2\frac{\eta}{\sigma^2}c} \right)} \quad (22)$$

The formula of θ_a can be easily found by symmetry:

$$\theta_a(x) = -\frac{c-b}{\eta \left(e^{-2\frac{\eta}{\sigma^2}b} - e^{-2\frac{\eta}{\sigma^2}a} \right)} e^{-2\frac{\eta}{\sigma^2}x} - \frac{x}{\eta} + \frac{a}{\eta} + \frac{(c-b) e^{-2\frac{\eta}{\sigma^2}a}}{\eta \left(e^{-2\frac{\eta}{\sigma^2}b} - e^{-2\frac{\eta}{\sigma^2}c} \right)} \quad (23)$$

²⁰Observe that in equation (19) the policy parameters do not appear explicitly.

4. Numerical Analysis.

To do numerical exercises with parameters based on real data, it is necessary to have an equation that relates the optimal individual price with the aggregate and idiosyncratic shocks. We assume that the (log of the) optimal individual price, p_i^* , is given by²¹:

$$p_i^* = y + e_i \quad (24)$$

where y is the (log of) nominal aggregate demand and e_i is an idiosyncratic component. In the absence of control, a change in the nominal aggregate demand will have an effect on the difference between the actual price and the optimal frictionless price of the same magnitude and opposite direction. We assume that the (log of) nominal aggregate demand follows a Brownian motion. We choose the drift and diffusion parameters of the deviation process by equating them to the symmetric of the mean and the standard deviation of the changes in the (log of) nominal aggregate demand observations, respectively. As for the idiosyncratic component, we assume it follows a Brownian motion without drift, independent of the stochastic process followed by the nominal aggregate demand. So,

$$\begin{aligned} dy &= mdt + \sigma_y dw_y \\ de_i &= \sigma_e dw_{ei} \\ dp_i^* &= mdt + s dw_i \end{aligned} \quad (25)$$

where $s = \sigma_y + \sigma_e$.

This section assesses how different optimal two-sided Ss rules are from suboptimal one-sided Ss rules. We use two notions for that.

²¹This formulation implies that a 1% shock in nominal aggregate demand has a 1% impact in the frictionless optimal price. Since we fix the reference period for the flows in one year, this is not without loss of generality.

The first is related to the observational difference of the processes controlled by the two rules. Does the trajectory of the control variable under the optimal two-sided rule look as the one controlled by a suboptimal one-sided Ss rule? If the upper bound is very rarely reached the two-sided Ss rule, in practice, looks like a one-sided one, and has similar macroeconomic implications²². The expected time until reaching the upper bound provides us with useful information for this assessment. We chose to evaluate the expected time of reaching the upper bound at 0, when the actual price is equal to the optimal one, $\theta_b(0)$ ²³. The expected time until reaching the most often reached bound – the lower bound a – is also calculated to give us a notion of how often a price adjustment occurs in this economy.

The second is related to the likelihood that an economic unit adopts the suboptimal one-sided rule instead of the optimal two-sided one. We evaluate how costly it is to adopt the suboptimal one-sided rule instead of the optimal two-sided one. For this purpose, we evaluate $r(0)$ ²⁴, which gives the increase in cost of adopting the suboptimal one-sided rule as a fraction of the cost when the optimal two-sided rule is adopted, evaluated at $x = 0$.

We proceed in two steps. First, we perform some simulations in order to get some qualitative assessment on how changes in param-

²²As explained in section 5 below, it has similar macroeconomic implications to the ones of one-sided rules, when those rules are used in the same environment – an environment where the one-sided rules are not optimal.

²³In Bonomo (1992) the expected time until reaching each barrier starting from c – the point to which the difference between actual and optimal prices returns after an adjustment – is also reported.

²⁴The function $r(\cdot)$ can be defined over the intersection of the regions delimited by the upper and lower bounds of the two rules. In all simulations we made, 0 fell inside both regions. However, it is possible for 0 to fall outside the control region of a suboptimal one-sided rule. A suboptimal rule may call for resetting a (low) actual price to a value lower than the optimal one to compensate for the absence of the upper barrier.

eter values affect the comparison. This helps us build intuition for the comparison based on numbers for actual economies, rendered in the second step.

A. Evaluating the parameter effects.

In Table 1, we vary one parameter at a time to appraise the influence of that parameter on the comparison²⁵. The first column gives results for the base values we chose for the parameters: $\eta = -0.1$, $\sigma = 0.1$, $\rho = 2.5\%$ and $k = 0.01$ since k and h enter the solution only through k/h , we normalize h to one)^{26, 27}. Every time the actual price becomes 14% lower ($a = -14\%$) or 20% ($b = 20\%$) higher than the optimal price, it is reset to a value 5% ($c = 5\%$) higher than the optimal one. Observe that the price is not reset to the value of the optimal price itself, because the optimal price has a tendency to increase. So, anticipation of this tendency, and knowledge that the price should remain fixed for a while because of the menu costs, lead the agent to reset the price to a level a higher than the frictionless optimal one. Since the magnitudes of the upper and lower edges of the band are not so different, and there is a sizeable downward drift, the lower edge is reached much more often than the upper edge. This is reflected in the much higher value for the expected time until reaching the upper extreme than the expected time until reaching

²⁵We keep the discount rate constant at $\rho=0.025$ since it does not affect substantially the optimal or the suboptimal policies. In Bonomo (1992) we report the result of an increase in ρ to 0.10 while keeping the other parameters constant.

²⁶The value of k is chosen to give reasonable predictions for the frequency of price adjustments when the model is calibrated to the U. S. The value chosen for ρ is standard in the literature, and alternative reasonable values produce very similar results.

²⁷In Bonomo (1991), the results for the parameters A and B of the cost function are also shown. Recall that A and B give the reduction in cost achieved by the use of resetting from below and above, respectively. We get relatively large values for A and low values for B , as a consequence of the lower barrier being very active and the upper one being little active.

the lower extreme. Starting at the resetting price (c), the expected time until reaching the lower barrier for the first time is 1.82 years, while doing the same computation for the upper barrier gives 30.42 years. When we use the best one-sided policy, instead of the two-sided policy, A , a and c are very similar to what we had before. The absence of an upper barrier makes it safer to reset to a price a little bit lower than before, so c is slightly smaller now. The percentage increase in cost caused by the use of the suboptimal one-sided rule is calculated in 6.6%, when we use base values for the parameters.

Table 1: Numerical exercises

		$\eta = -0.1$ $\sigma = 0.1$ $k = 0.01$	$\eta = -0.1$ $\sigma = 0.1$ $k = 0.05$	$\eta = -0.2$ $\sigma = 0.2$ $k = 0.01$	$\eta = -0.2$ $\sigma = 0.142$ $k = 0.01$
TWO SIDED	a	-0.14	-0.21	-0.20	-0.16
	c	0.05	0.11	0.05	0.07
	b	0.20	0.32	0.25	0.24
	$\theta_*(c)$	1.82	3.12	1.12	1.15
	$\theta_b(c)$	30.42	216.06	8.24	32.57
	$\theta_*(0)$	1.35	2.06	0.92	0.81
	$\theta_b(0)$	31.16	217.77	8.54	33.11
	$C_2(0)$	0.400	1.050	0.732	0.603
ONE SIDED	a	-0.14	-0.21	-0.21	-0.17
	c	0.04	0.10	0.02	0.06
	$C_1(0)$	0.42	1.05	0.91	0.62
	$r(0)$	6.6%	0.9%	24.8%	3.1%

Note: we assumed $\rho=2.5\%$

In the second column, we increase k , the ratio between the menu cost and the flow cost, from 0.01 to 0.05. The increase in k affects dramatically the results turning the optimal policy much closer to the suboptimal one. The band becomes much wider, increasing the expected time until reaching the lower and the upper barrier. The effect on the expected time until reaching the upper barrier is striking. It increases from 31.16 to 216.06 years. So, the upper bound

becomes somewhat superfluous and the adoption of the one-sided rule becomes almost costless ($r(0)$ is 0.9%).

It is intuitive that when the absolute value of the drift increases, *ceteris paribus*, the loss involved in adopting the suboptimal one-sided rule decreases. In addition, since the stochastic component is symmetric, when the variance increases, *ceteris paribus*, the loss involved in adopting the one-sided rule increases. Therefore, we pursue the more obscure question of what happens when both the variance and the drift vary in the same direction. In the third column, we double both the drift and the standard deviation. A higher variance makes the expected time until reaching a barrier for the first time, substantially smaller. So, the size of the band widens as a response, but the expected time continues to be smaller than before. We see that the effect of the increase in the variance dominates the effect of the higher drift since the additional cost of imposing a one-sided rule increased from 6.6% to 24.8%. In the fourth column, we double the drift and variance. Now the effect of the drift is prevalent ($r(0)$ is reduced from 6.6% to 3.1%), although the resulting effect is of smaller magnitude than the one we had before. Since the additional cost of adopting a suboptimal one-sided pricing rule is not a function alone of m/s^2 , it becomes interesting to investigate what is the shape of the relation between m and s^2 that keeps r constant.

Figure 1 depicts the relation between m and s^2 for r equal to 0.01, 0.05 and 0.10. The uppermost curve is the one with the smallest r , since for the same variance an increase in the drift makes the optimal policy closer to the best one-sided rule. We see that the relation is not a straight line: the increase in m necessary to compensate a given increase in s^2 in order to keep r constant, is decreasing in s^2 . Hence, an increase in s^2 requires a less than proportional increase in m to maintain r constant. In Figure 2, we explore the influence of k in the shape of the iso- r . We see that the lower is k the higher the

concavity of the curve. Figure 3 illustrates that if we substitute s for s^2 in the ordinate, the curve becomes convex. Thus, in general, to keep r constant when m is increased, it is necessary to increase the variance more than proportionally, but by less than the addition that would make the increase in the standard deviation proportional to the increment in m .

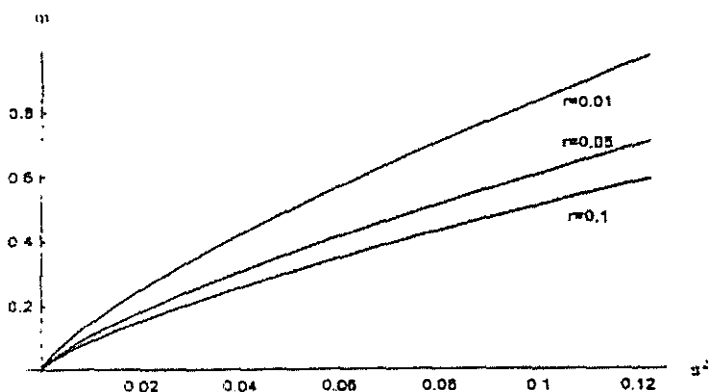


Figure 1

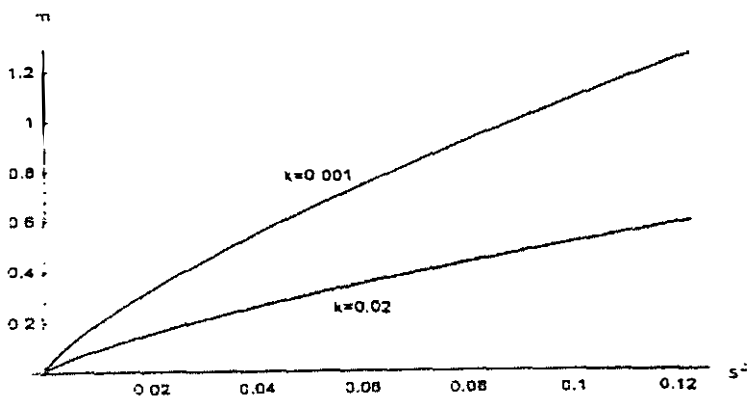


Figure 2

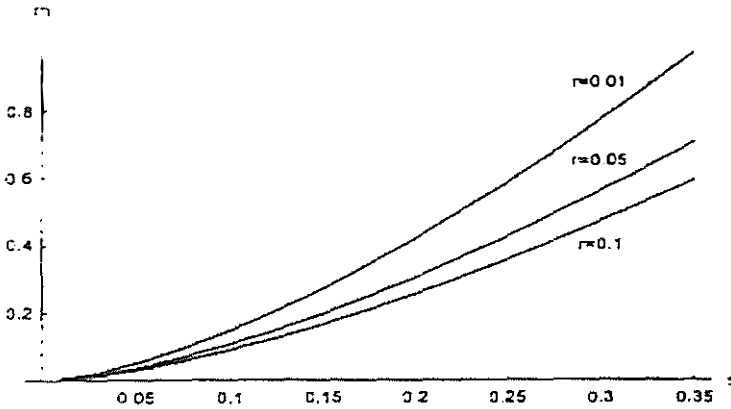


Figure 3

B. Comparison of the rules based on real economies.

In Table 2, we present results with parameter values based on real economy data. We chose one low inflation economy (U. S.), one high inflation economy (Colombia), and an average of 43 countries (Inter)²⁸. We based our values on Ball, Mankiw and Romer (1988) data. For each process, we calibrate the drift to the respective average increase in the log of the nominal aggregate demand. As for the diffusion coefficient, an allowance for the standard deviation of idiosyncratic shocks is added to the standard deviation of the log of the nominal aggregate demand. For the U. S. , we assume that the standard deviation of the idiosyncratic shocks is 5.3% (an assumption that exceeds the 3% used in Ball, Mankiw and Romer (1988)). For the set of countries, we use 8.8%, and for Colombia, 8.2%. The implicit assumption is the standard deviation of the idiosyncratic

²⁸In Bonomo (1992), we chose Brazil as the high inflation country. However, the inflation process of Brazil has different means in different periods, what causes an upward bias in the diffusion parameter estimate when one tries to fit a geometric Brownian motion for prices. Colombia was the country with highest stable inflation process we could find.

shocks increase with inflation, but not dramatically. Observe that, when we use $k = 0.01$, the model produces reasonable predictions for the U. S. economy. The expected time until an upward price adjustment starting from c (the value at which the price is reset) is a good approximation for the time between adjustments, since a downward adjustment does not happen often. So, according to the model, the elapsed time between adjustments should be a little bit more than two years (since $\theta_+(c) = 2.25$), which is consistent with the microeconomic evidence²⁹. However, the expected time until a downward revision, seems to be very big, 154 years. As a contrast, using Colombia data, the number obtained for the expected time until adjustment is lower, 77.22 years, despite the larger inflation. This may suggest that the one-sided Ss rule is a better approximation of the optimal two-sided rule for the parameters based on the US data than for the parameters based on the Colombia data. However the additional cost of adopting a one-sided Ss rule is smaller for the Colombia numbers (0.4% as compared to 0.8% for the US values). The effect of the higher drift for the Colombia inflation is not totally offset by its higher standard deviation. For the international set, the loss of adopting a one-sided rule is substantially higher because the standard deviation of the international average is higher than the Colombian one, and the drift is lower.

We can notice two features from those results that deserve attention. The first is that the additional cost of imposing a suboptimal one-sided rule is relatively small in all cases. However, the results depend on unobservable parameter values as k and ρ . The value of k should be set to provide realistic price adjustment frequencies. A lower k would simultaneously decrease the frequency of price adjustments and increase the additional cost of adopting a suboptimal one-sided rule. It seems difficult at the level of generality of the anal-

²⁹For microeconomic evidence on price adjustments, see Cecchetti (1986).

ysis to decide what is a good value for k . The indeterminacy of ρ is not as problematic, since any value in the acceptable range from 1% to 10% will not give substantially different results.

Table 2: Numerical exercises based
on real economy data

		INTER	U. S.	COLOMBIA
		m=0.149	m=0.073	m=0.184
		s=0.125	s=0.062	s=0.104
TWO SIDED	a	-0.15	-0.11	-0.14
	c	0.06	0.06	0.08
	b	0.22	0.17	0.23
	$\theta_{\bullet}(c)$	1.39	2.25	1.50
	$\theta_b(c)$	29.03	154.38	77.22
	$\theta_{\bullet}(0)$	1.02	1.48	0.95
	$\theta_b(0)$	29.65	155.62	78.02
	$C_2(0)$	0.51	0.29	0.53
ONE SIDED	a	-0.16	-0.11	-0.14
	c	0.05	0.06	0.08
	$C_1(0)$	0.54	0.29	0.53
$r(0)$		5.1%	0.8%	0.4

Note: we assumed $k=0.01$ and $\rho=2.5\%$.

The second feature is that the effect of the variance is dominant on the results. We saw that if an increase in σ requires a more than proportional increase in μ , in order to keep r constant (Figure 3). However, in real economies an increase in the inflation trend is in general associated with a close to proportional increase in standard deviation³⁰. Thus, according to our model, it is not assured that one-sided Ss rules are closer to optimal in high inflation economies.

³⁰ An informal evidence is figure 3 of Ball, Mankiw and Romer (1989).

From the discussion in this section, we conclude that it is possible that in real world situations one-sided Ss pricing rules are good approximations of the optimal asymmetric two-sided ones. It is even possible that the one-sided rules are used in practice. The reason is that the cost involved in adopting the simpler and suboptimal one-sided rule, rather than the optimal two-sided one, is relatively modest, and the reference cost – the cost imposed by the existence of menu costs – is already small. However, evaluations based solely on the ratio between the mean and the variance parameters of the stochastic process followed by the optimal price are unsafe.

5. Macroeconomic Implications.

A more thorough analysis relating the drift and diffusion parameters of the frictionless optimal price process to the effects of shocks is provided in Bertola and Caballero (1990), for the case of optimal two-sided rules. Here we focus on the case of suboptimal one-sided rules and compare to their analysis, which we summarize for completeness.

The effect of an aggregate shock depends on the pricing rule (assumed the same for all units), on the cross-section distribution of price deviations inside the inaction band, and on the idiosyncratic shocks that affect each unit. Since the cross-section distribution depends on the history of aggregate shocks, we use the ergodic distribution (see the Appendix for the derivation), that is an average of the possible cross-section distributions, in our considerations. In what follows we neglect the simultaneous effect of idiosyncratic shocks, since it has no qualitative importance in the comparison of suboptimal one-sided rules with optimal two-sided rules³¹. The case

³¹For a formal analysis of the macroeconomic implications of two-sided rules in presence of both aggregate and idiosyncratic shocks, see Caballero and Engel (1992). The analysis is simplified because of the particular assumptions made for the individual rules and the distribution of the price deviations inside an industry.

where the rule is one-sided and the cross-section distribution is uniform constitutes a useful benchmark for the analysis. Within these circumstances, while a positive shock in the money supply is neutral, since it preserves the same distribution, a negative shock has maximum effect because there is never a price reduction. What is interesting about this benchmark case, is the extreme asymmetry of the effects: average price is totally rigid downwards and totally flexible upwards. It is important to remark that because this rule is optimal only when there are no negative shocks, its effect was never considered in the one-sided rule literature. Since we treat one-sided rules explicitly as suboptimal rules, it makes sense to consider the effect of negative shocks.

When the rule is two-sided, the effects of both positive and negative shocks depend on the parameters of the rule and on the cross-section distribution. The former fixes the size of the adjustment while the latter determines the fraction of units changing prices. A symmetric two-sided rule is optimal when the stochastic process followed by the frictionless optimal price is driftless. In this case, the ergodic distribution of the individual price deviations is obviously symmetric. When there is a positive drift in the frictionless optimal price process, the distribution of the price deviation becomes asymmetric, tilted downwards (see Figure 4). The fraction of units close to the upper bound decreases, so negative monetary shocks trigger fewer adjustments and the effect of a monetary contraction is increased. On the other hand, the fraction of units close to the lower bound increases, so the effect of positive monetary shocks decreases.

When the rule is one-sided, but the driving stochastic process has shocks in both directions, the ergodic distribution of the individual price (in log) deviations has positive decreasing density for values higher than the resetting point, c . For values smaller than c , the density is increasing from a to c . The higher is the drift, the lower is the probability of having an individual price deviation greater than c , and the flatter is the slope of the density between a and c (see Figure 5).

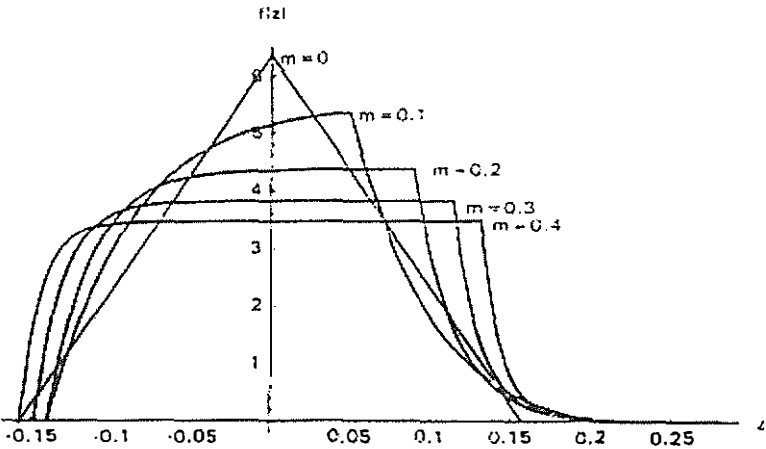


Figure 4

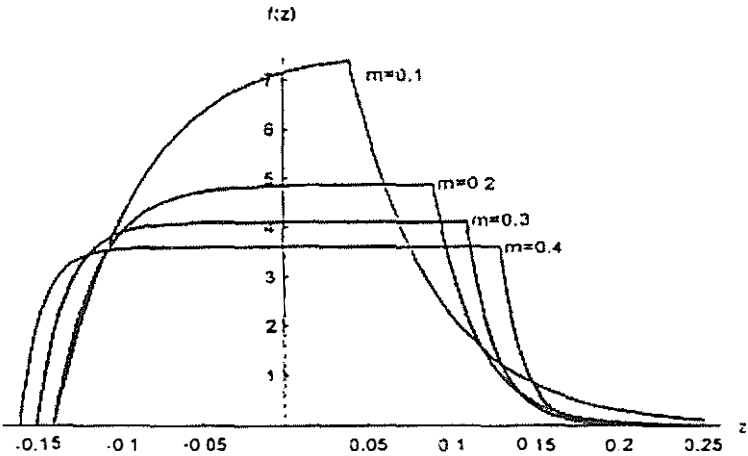


Figure 5

When the drift becomes very large (with a fixed variance), the ergodic distribution of the price deviations approaches the uniform distribution between a and c . Like the two-sided case, the effect of a monetary expansion is larger when the cross-section distribution of price deviations is the ergodic distribution of individual price deviations corresponding to a process with a smaller drift. When the drift is small, since the density of the ergodic distribution increases with a steeper slope from a to c , a positive monetary shock induces a smaller number of units to adjust. The effect of a monetary contraction is independent of the cross-section distribution: since there is never a downward adjustment when the units are following one-sided rules, all reductions in nominal money supply are real³².

Hence, when the drift is positive, both one-sided and two-sided rules provide asymmetric responses to positive and negative monetary shocks. Average price is stickier downwards than upward. This realistic macroeconomic feature of state-dependent pricing rules was emphasized by Caballero and Engel (1992)³³. The asymmetry is always bigger when the rule is one-sided, when average price is totally rigid downwards. However, when the drift increases (for a given variance), the difference between the effects of one-sided and two-sided rules are reduced and both rules and ergodic distributions converge to our benchmark case. Thus, the one-sided and two-sided rules have similar effects when the adoption of a suboptimal one-sided rule is plausible.

³²When the presence of idiosyncratic shocks is taken into account, the effect of a monetary contraction on the output is always negative, but the magnitude depends on the cross-section distribution. For example, if the drift is relatively large, there will be an important fraction of units close to the lower bound. Thus the idiosyncratic shocks will trigger some price increases, making the effect of the money contraction stronger.

³³This is in contrast with models based on time-dependent rules, where the effects of aggregate shocks are symmetric (e. g. Ball, Mankiw and Romer (1988). Ball and Mankiw (1994) use a time-and-state dependent pricing rule to generate the desirable asymmetry in Bonomo and Garcia (2001) Time-and-State Dependent Rules are Optimally Derived.

Are One-Sided S,s Rules Useful Proxies for Optimal Pricing Rules?

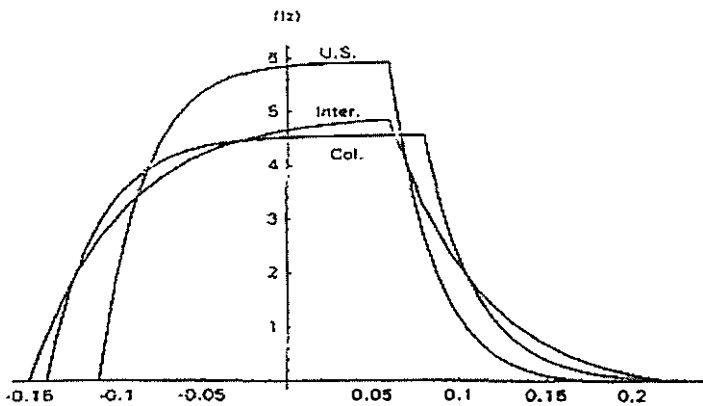


Figure 6

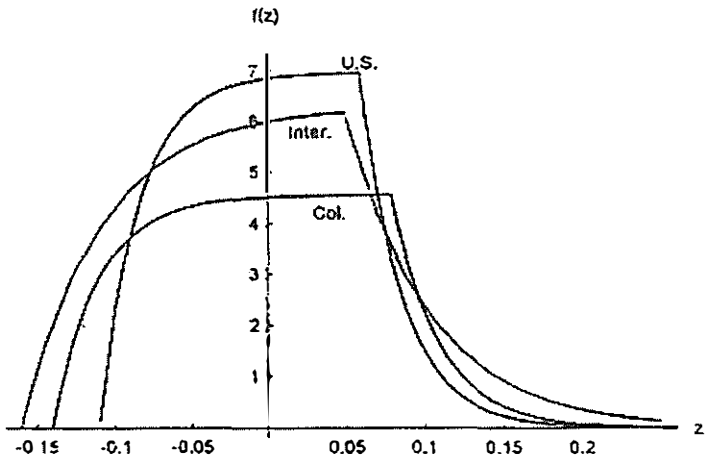


Figure 7

The simulations in section 4 suggest that the one-sided rules are similar to the two-sided rules for parameter values based on real economies. Not surprisingly, the corresponding ergodic distributions are also close (see figures 6 and 7). The rules are close because the upper bound of the two-sided rule is not reached often. This corresponds to a cross-section distribution where the fraction of units close to the upper bound is small, and therefore, the effect of a negative monetary shock should be large. Thus, our numerical exercises lead us to conclude that an analysis based on a suboptimal one-sided rule would not give results that are substantially different from those derived from an optimal two-sided rule. In both cases, there is a substantial asymmetry between the effects of positive and negative monetary shocks.

6. Conclusions.

One-sided S_s pricing rules are rarely optimal. This paper argues that they are often very close to the optimal rule. Since the additional cost of adopting a suboptimal one-sided rule is small, it is possible that it is used in practice. Furthermore, the macroeconomic implications of one-sided rules when they are close to optimal are similar to those of optimal two-sided rules. However, this is true only when one-sided rules are used in the context where they are not optimal, which is not the practice in the literature. The implications of suboptimal one-sided rules are different from optimal ones. Negative shocks are possible and have large effects, reproducing the substantial asymmetry between positive and negative shocks found in the data.

Thus, the macroeconomist would not commit a serious mistake by using one-sided S_s rules when they are close to optimal, provided the original macroeconomic environment is not substituted for one that makes one-sided rules optimal. This is true for two reasons: agents could be near rational and adopt the simpler suboptimal rule, and even if they do not do so, the mistake the economist might incur

by using the wrong model would be small.

Submitted on May 1999. Revised on October 1999.

References

- Almeida, H. & Bonomo, M. 1999. "Optimal State-Dependent Rules, Credibility, and Inflation Inertia", *Ensaaios EPGE* **349**.
- Ball, L. & Mankiw, G. 1994. "Asymmetric Price Adjustments and Economic Fluctuations", *Economic Journal* **104**:247–261.
- Ball, L., Mankiw, G. & Romer, D. 1988. "The New Keynesian Economics and the Output Employment Tradeoff", *Brookings Papers on Economic Activity* **1**:1–82
- Ball, L. & Romer, D. 1989. "The Equilibrium and Optimal Timing of Price Changes", *Review of Economic Studies* **56**:179–198.
- Benabou, R. 1988. "Search, Price Setting and Inflation", *Review of Economic Studies* **55**:353–376.
- Bertola, G. & Caballero, R. 1990. "Kinked Adjustment Costs and Aggregate Dynamics", *NBER Macroeconomics Annual* **5**:237–296.
- Bonomo, M. 1992. "Dynamic Pricing Models", PhD. Thesis, Princeton University, Chapter 2.
- Bonomo, M. & Carvalho, C. 1999. "Endogenous Time-Dependent Rules, Credibility and the Costs of Disinflation", *Ensaaios Econômicos EPGE* **348**.
- Bonomo, M. & Garcia, R. 2001. "The Macroeconomic Effects of Infrequent Information with Adjustment Costs", *Canadian Journal of Economics* **34**(1).
- Caballero, R. & Engel, E. 1991. "Dynamic Ss Economies", *Econometrica* **59**:1659–86.
- Caballero, R. & Engel, E. 1992. "Price Rigidities, Asymmetries and Output Fluctuations", NBER Working Paper **4091**.

- Caballero, A. & Engel, E. 1993. "Heterogeneity and Output Fluctuations in a Dynamic Menu Cost Economy", *Review of Economic Studies* **60**:95–120.
- Caballero, A. & Engel, E. 1999. "Explaining Investment Dynamics in U. S. Manufacturing: A Generalized Ss Approach", *Econometrica* **67**:783–826.
- Caplin, A. 1985. "The Variability of Aggregate Demand with Ss Inventory Policies", *Econometrica* **53**:1396–1410.
- Caplin, A. & Leahy, J. 1991. "State-Dependent Pricing and the Dynamics of Money and Output", *Quarterly Journal of Economics* **106**:683–708.
- Caplin, A. & Leahy, J. 1997. "Aggregation and Optimization with State-Dependent Pricing", *Econometrica* **65**:601–625.
- Caplin, A. & Sheshinski, E. 1987. "Optimality of SS Pricing Policies", Hebrew University of Jerusalem, mimeo.
- Caplin, A. & Spulber, D. 1987. "Menu Costs and the Neutrality of Money", *Quarterly Journal of Economics* **102**:703–726.
- Conlon, J & Liu, C. 1997. "Can More Frequent Price Changes Lead to Price Inertia? Noneutralities in a State-Dependent Pricing Context", *International Economic Review* **38**:893–914.
- Cecchetti, S. 1986. "The Frequency of Price Adjustment: A Study of Newsstand Price of Magazines, 1953 to 1979", *Journal of Econometrics* **31**:255–274.
- Dixit A. 1991a. "Analytical Approximations in Models of Hysteresis", *Review of Economic Studies* **58**:141–151.
- Dixit A. 1991b. "A Simplified Treatment of the Theory of Optimal Control of Brownian Motion", *Journal of Economic Dynamics and Control* **15**:657–673.
- Dotsey, M., King, R. & Wolman, A. 1999. "State-Dependent Pricing and the General Equilibrium Dynamics of Money and Output", *Quarterly Journal of Economic* **114**:655–690.

- Foote, C. 1998. "Trend Employment Growth and the Bunching of Job Creation and Destruction", *Quarterly Journal of Economic* **113**:809–834.
- Harrison, J., Selke, T. & Taylor, A. 1983. "Impulse Control of Brownian Motion", *Mathematics of Operations Research* **8**:454–466.
- Karlin, S. & Taylor, H. 1981. *A Second Course in Stochastic Processes*, New York: Academic Press.
- Sheshinski, E. & Weiss, Y. 1977. "Inflation and the Costs of Price Adjustment", *Review of Economic Studies* **44**:517–531.
- Sheshinski, E. & Weiss, Y. 1983. "Optimum Pricing Policy under Stochastic Inflation", *Review of Economic Studies* **50**:513–529.
- Tommasi, M. 1996. "Inflation and the Informativeness of Prices: Microeconomic Evidence from High Inflation", *Revista de Econometria* **16**:38–75.
- Tsiddon, D. 1993. "The (Mis) Behavior of Aggregate Price Level", *Review of Economic Studies* **60**:889–902.

APPENDIX

Ergodic Distributions for Two-sided and One-sided Rules

Two-sided Rules

The derivation of the ergodic distributions for optimal two-sided rules is shown in Bertola and Caballero (1990). The density function of the ergodic distribution for the two-sided rule has the following form (see Bertola and Caballero (1990)):

$$f(z) = \begin{cases} Me^{\gamma z} + N; & a \leq z \leq c \\ Pe^{\gamma z} + Q; & c \leq z \leq b \\ 0; & \text{otherwise} \end{cases} \quad (A1)$$

with $\gamma = -2m/s^2$.

Because the density should die continuously, it should be zero at the extremes, that is, $f(a) = f(b) = 0$. Those conditions yield the following equations:

$$Me^{\gamma a} + N = 0 \quad (A2)$$

$$Pe^{\gamma b} + Q = 0 \quad (A3)$$

Continuity of the density function at c requires $f(c)^+ = f(c)^-$, which results in:

$$Me^{\gamma c} + N = Pe^{\gamma c} + Q \quad (A4)$$

Of course, the integral of the density function over the appropriate range should be equal to one. This gives the fourth equation:

$$\frac{M}{\gamma} (e^{\gamma c} - e^{\gamma a}) + \frac{P}{\gamma} (e^{\gamma b} - e^{\gamma c}) + N (c - a) + Q (b - c) = 1 \quad (A5)$$

Equations (A2-A5) determine the constants M, N, P, Q in (A1).

One-sided Rules

The (suboptimal) one-sided is the limit of a two-sided rule when b tends to infinity. The density of the ergodic distribution, which exists only $y < 0$, should have the following form:

$$f(z) = \begin{cases} 0; & z \leq a \\ Me^{\gamma z} + N; & a \leq z \leq c \\ Pe^{\gamma z} + Q; & c \leq z \end{cases} \quad (A6)$$

Continuity at a and c yields:

$$Me^{\gamma a} + N = 0 \quad (A7)$$

$$Me^{\gamma c} + N = Pe^{\gamma c} + Q \quad (A8)$$

The following additional conditions should be satisfied in order to make f a density function:

$$Q = 0 \quad (A9)$$

$$\frac{M}{\gamma} (e^{\gamma c} - e^{\gamma a}) - \frac{P}{\gamma} e^{\gamma c} + N (c - a) = 1 \quad (A10)$$

The conditions (A7-A10) determine the constants in (A6).

